



## The Global Language of Business

# Configure to Order Business Message Standard (BMS)

Release 3.4, Ratified, Feb 2019



## Document Summary

Document Item	Current Value
Document Name	Configure to Order Business Message Standard (BMS)
Document Date	Feb 2019
Document Version	3.4
Document Issue	1
Document Status	Ratified

## Work Request Reference

Date of WR Submission to GSMP:	WR Submitter(s):	Refer to Work Request (WR) Number(s):
05-Nov-2009	GS1 Australia	09-000259
15 Oct 2009	GS1 Australia, GS1 Germany, GS1 Netherlands	09-000236
05-May-2009	GS1 Germany	09-000102
06-May-2009	GS1 Netherlands	09-000134
20-Aug-2008	GS1 GO	08-000209
13- Jul -2007	GS1 GO	07-000285
21- Mar -2007	GS1 Netherlands	07-000098
12- Mar -2007	GS1 Netherlands	07-000077
21- Aug -2002	Furnish Net	02-000179
7-Feb-2014 20-Mar-2014	GS1 Germany GS1 Slovenia	14-000021 14-000044
25-Jun-2014	GS1 GO	14-000110
12-Jul-2016	GS1 GO	16-000340
03-Oct-2018	GS1 GO	18-000319

## Business Requirements Document (BRAD) Reference

BRAD Title	BRAD Issue Date	BRAD Version
BRD Configure to Order	01- Nov-2003	0.1.5
BRAD For Multi Shipment Order Receipt Response and Excise Tax Free	6-Jun-2007	0.0.4
BRAD eCom Maintenance Release 2 BMS 2.6.0	29-Jun-2009	Version 0.1.1
BRAD for Current Requirements Queue (Major Release 3)	23-Nov-2010	Version 0.2.0

## Document Change History

Date of Change	Version	Changed By	Reason for Change	Summary of Change
12-Jan-2012	BMS 3.0 – Issue 1	Mark Van Eeghem	BMS Release 3.0	See summary of changes
01-May-2013	BMS 3.1 – Issue 1	Coen Janssen	BMS Release 3.1	See summary of changes
15-Sep-2014	BMS 3.1 – Issue 1	Ewa Iwicka	BMS Release 3.2	See summary of changes
01-Mar-2017	BMS 3.3 – Issue 1	Ewa Iwicka	BMS Release 3.3	See summary of changes
15-Oct-2018	BMS 3.4 – Draft for community review	Ewa Iwicka	BMS Release 3.4	See summary of changes
10-Apr-2019	BMS 3.4 – Issue 1	Jean-Luc Champion	BMS Release 3.4	See summary of changes

## Disclaimer

GS1®, under its IP Policy, seeks to avoid uncertainty regarding intellectual property claims by requiring the participants in the Work Group that developed this **Configure to Order Business Message Standard (BMS)** to agree to grant to GS1 members a royalty-free licence or a RAND licence to Necessary Claims, as that term is defined in the GS1 IP Policy. Furthermore, attention is drawn to the possibility that an implementation of one or more features of this Specification may be the subject of a patent or other intellectual property right that does not involve a Necessary Claim. Any such patent or other intellectual property right is not subject to the licencing obligations of GS1. Moreover, the agreement to grant licences provided under the GS1 IP Policy does not include IP rights and any claims of third parties who were not participants in the Work Group.

Accordingly, GS1 recommends that any organization developing an implementation designed to be in conformance with this Specification should determine whether there are any patents that may encompass a specific implementation that the organisation is developing in compliance with the Specification and whether a licence under a patent or other intellectual property right is needed. Such a determination of a need for licencing should be made in view of the details of the specific system designed by the organisation in consultation with their own patent counsel.

THIS DOCUMENT IS PROVIDED “AS IS” WITH NO WARRANTIES WHATSOEVER, INCLUDING ANY WARRANTY OF MERCHANTABILITY, NONINFRINGEMENT, FITNESS FOR PARTICULAR PURPOSE, OR ANY WARRANTY OTHERWISE ARISING OUT OF THIS SPECIFICATION. GS1 disclaims all liability for any damages arising from use or misuse of this Standard, whether special, indirect, consequential, or compensatory damages, and including liability for infringement of any intellectual property rights, relating to use of information in or reliance upon this document.

GS1 retains the right to make changes to this document at any time, without notice. GS1 makes no warranty for the use of this document and assumes no responsibility for any errors which may appear in the document, nor does it make a commitment to update the information contained herein.

GS1 and the GS1 logo are registered trademarks of GS1 AISBL.

# Table of Contents

<b>1</b>	<b>Business Domain View .....</b>	<b>5</b>
1.1	Introduction .....	5
1.2	References .....	5
<b>2</b>	<b>Business Context .....</b>	<b>5</b>
<b>3</b>	<b>Business Transaction View .....</b>	<b>6</b>
3.1	Business Transaction – Configure to Order .....	6
<b>4</b>	<b>Business Information View .....</b>	<b>8</b>
4.1	Configure To Order .....	8
4.2	Configure To Order Line Item .....	11
4.3	Configure To Option .....	13
4.4	Enumerations (message specific) .....	15
4.5	Code Lists .....	15
<b>5</b>	<b>Business Message Examples .....</b>	<b>16</b>
5.1	Example 1 .....	16
5.2	Example 2 .....	18
<b>6</b>	<b>Implementation Considerations .....</b>	<b>21</b>
6.1	User Guide .....	21
6.2	Message Specific Considerations .....	21
<b>7</b>	<b>Summary of Changes .....</b>	<b>22</b>
7.1	BMS Release 3.0 .....	22
7.2	BMS Release 3.1 .....	22
7.3	BMS Release 3.2 .....	23
7.4	BMS Release 3.3 .....	24
7.5	BMS Release 3.4 .....	24
<b>8</b>	<b>Appendices .....</b>	<b>24</b>
<b>9</b>	<b>Acknowledgements .....</b>	<b>25</b>
9.1	Work Group .....	25
9.2	Development Team Members .....	26

# 1 Business Domain View

## 1.1 Introduction

### Message Definition

The Configure to Order provides the ability for a buyer to order configurable items, that starts with a base item, but to which a large variety of options may be added in a variety of combinations.

### Principles

A unique product identification code is assigned to the main structure of a configurable item, but due to the variety of combinations of options, it is NOT practical to assign unique product identification to each completed configured item.

## 1.2 References

Reference Name	Description
BRD Configure to Order	BRD Version 0.1.5
BMS eCom Domain Common Library	BMS Release 3.1
BMS Shared Common Library	BMS Release 3.1
Business Requirements Analysis Document (BRAD) For Multi Shipment Order Receipt Response and Excise Tax Free	BRAD Version 0.0.4
Business Requirements Analysis document (BRAD) for Current Requirements Queue (Major Release 3)	BRAD Version 0.2.0

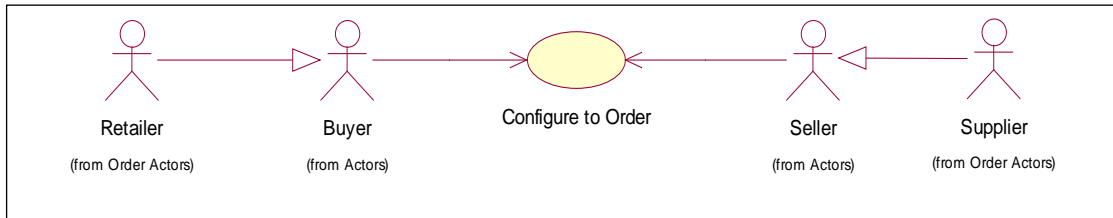
# 2 Business Context

Context Category	Value(s)
Industry	Furniture
Geopolitical	All
Product	Configurable Item
Process	Order
System Capabilities	GS1 System
Official Constraints	None

## 3 Business Transaction View

### 3.1 Business Transaction – Configure to Order

#### Use Case Diagram



#### Use Case Description

Use Case ID	UC -1									
Use Case Name	Ordering of Configurable Items specifying ship to location									
Use Case Description	<p>This Use Case provides the ability for a buyer can create one order for one or more configurable items.</p> <p>One order can contain order lines for configurable items as well as order lines for stock items.</p>									
Actors (Goal)	Buyer, Seller, Consumer									
Performance Goals	Not Applicable									
Preconditions	<ul style="list-style-type: none"><li>■ The Buyer and Seller have aligned Party and Item information, with the exception of the values of the consumer's options for the configurable item.</li><li>■ During data alignment, the retailer has received from the manufacturer item definition information that defines exactly which options are available on each configurable item, and which values may be used in each of those options.</li><li>■ The Buyer and Seller agree that each can produce and process an order with configurable items.</li><li>■ The Buyer and Seller agree on whether an Order Response message is required, as an option based on the pre-determined trading partner agreements.</li></ul>									
Post conditions	The Seller has received the Configure to Order sent by the Buyer									
Scenario	<p><b>Begins when...</b> An end-consumer walks into a retail store and buys a configurable item (e.g. sofa).</p> <p><b>Continues with...</b></p> <table><tr><th>Step #</th><th>Actor</th><th>Activity Step</th></tr><tr><td>1</td><td>Consumer/Retailer</td><td>In the process of ordering, makes many decisions about the finished piece, choosing from a wide variety options (e.g. fabric). The options that can be selected are all totally defined with the publication of the item identification, as offered by the manufacturer.</td></tr><tr><td>2</td><td>Consumer/Retailer</td><td>Sends the order to the manufacturer with instructions on which base item to start with (e.g. frame), which options to include, and with which values each option should be constructed. The resulting piece may literally be a "one-of-a-kind" piece, depending on what options the customer chooses.</td></tr></table> <p><b>Ends when...</b> the Seller receives the Configure to Order for processing</p>	Step #	Actor	Activity Step	1	Consumer/Retailer	In the process of ordering, makes many decisions about the finished piece, choosing from a wide variety options (e.g. fabric). The options that can be selected are all totally defined with the publication of the item identification, as offered by the manufacturer.	2	Consumer/Retailer	Sends the order to the manufacturer with instructions on which base item to start with (e.g. frame), which options to include, and with which values each option should be constructed. The resulting piece may literally be a "one-of-a-kind" piece, depending on what options the customer chooses.
Step #	Actor	Activity Step								
1	Consumer/Retailer	In the process of ordering, makes many decisions about the finished piece, choosing from a wide variety options (e.g. fabric). The options that can be selected are all totally defined with the publication of the item identification, as offered by the manufacturer.								
2	Consumer/Retailer	Sends the order to the manufacturer with instructions on which base item to start with (e.g. frame), which options to include, and with which values each option should be constructed. The resulting piece may literally be a "one-of-a-kind" piece, depending on what options the customer chooses.								

<b>Alternative Scenario</b>	Not Applicable
<b>Related Requirements</b>	Not Applicable
<b>Related Rules</b>	Not Applicable

**Activity Diagram**

Not Applicable

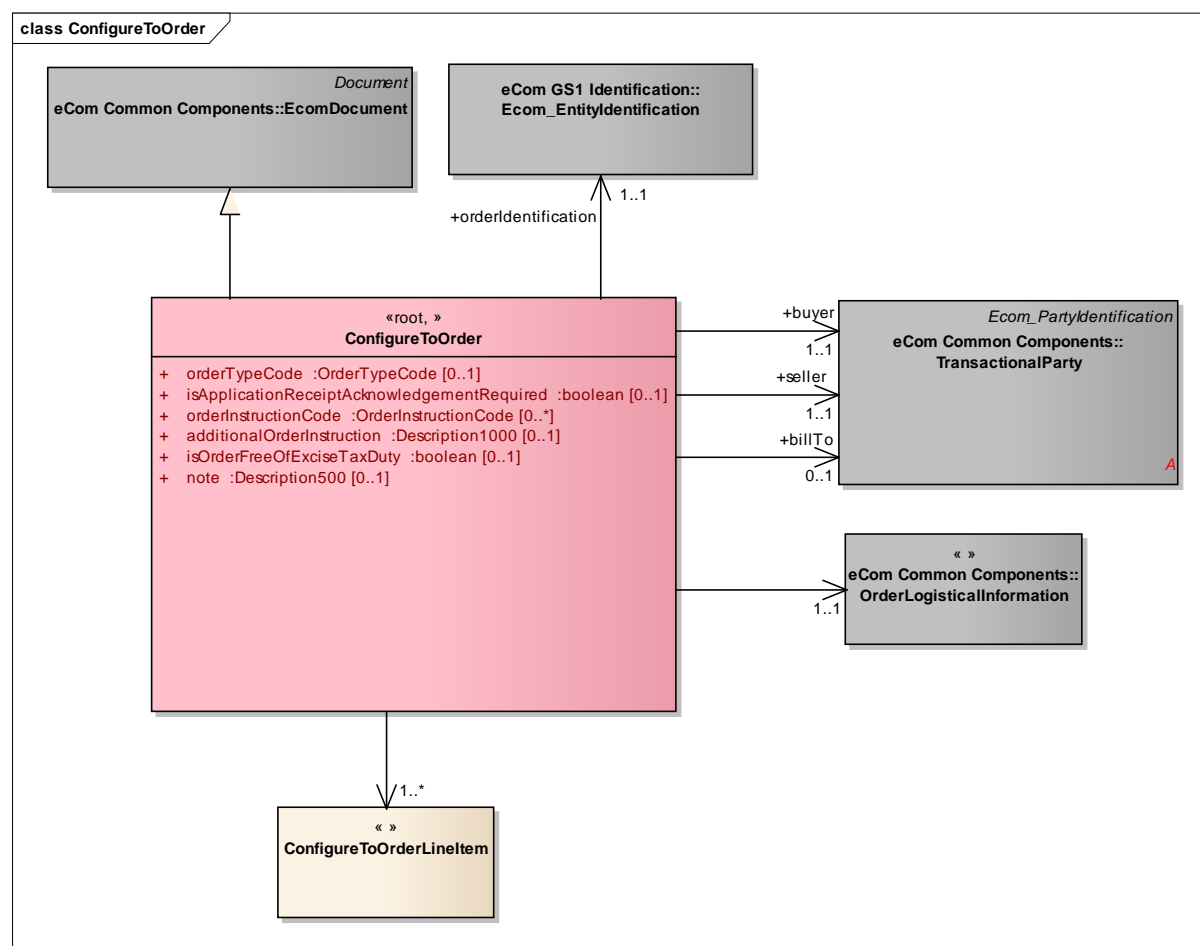
**Sequence Diagram**

Not Applicable

## 4 Business Information View

### 4.1 Configure To Order

#### Class diagram







## GDD report

The content of the ConfigureToOrder class, its structure and component definitions can be accessed in the Global Data Dictionary:

[http://apps.gs1.org/GDD/bms/Version3\\_4/Pages/bieDetails.aspx?semanticURN=urn:gs1:gdd:bie:ConfigureToOrder](http://apps.gs1.org/GDD/bms/Version3_4/Pages/bieDetails.aspx?semanticURN=urn:gs1:gdd:bie:ConfigureToOrder)

Content	Attribute / Role	Datatype /Secondary class	Multiplicity	Definition	Requirements
ConfigureToOrder				The Configure to Order provides the ability for a buyer to order configurable items, that starts with a base item, but to which a large variety of options may be added in a variety of combinations.	
Association		ConfigureToOrderLineItem	1..*	The line item details of the Configure To Order message.	
Association	seller	TransactionalParty	1..1	Identifies the party which sells products or services to a buyer.	
Association		OrderLogisticalInformation	1..1	Contains the information related with the dates and destinations of the goods or services.	
Association	buyer	TransactionalParty	1..1	Identifies the party to which products or services are sold.	
Generalization		EcomDocument		Basic information about the content of the message including version number, creation date and time.	
Association	billTo	TransactionalParty	0..1	Identifies the party which receives the invoice.	
Association	orderIdentification	Ecom_EntityIdentification	1..1	Provides the unique identification for the Configure To Order.	
Attribute	orderTypeCode	OrderTypeCode	0..1	Identifies the kind of Purchase Order, enabling the recipient of the order to determine the appropriate processing.	
Attribute	isApplicationReceiptAcknowledgementRequired	boolean	0..1	A buyer's requirement to receive an order receipt acknowledgement from the seller's application system to ensure the seller received the order message.	
Attribute	orderInstructionCode	OrderInstructionCode	0..*	Provides special order conditions.	CRQ 10-019

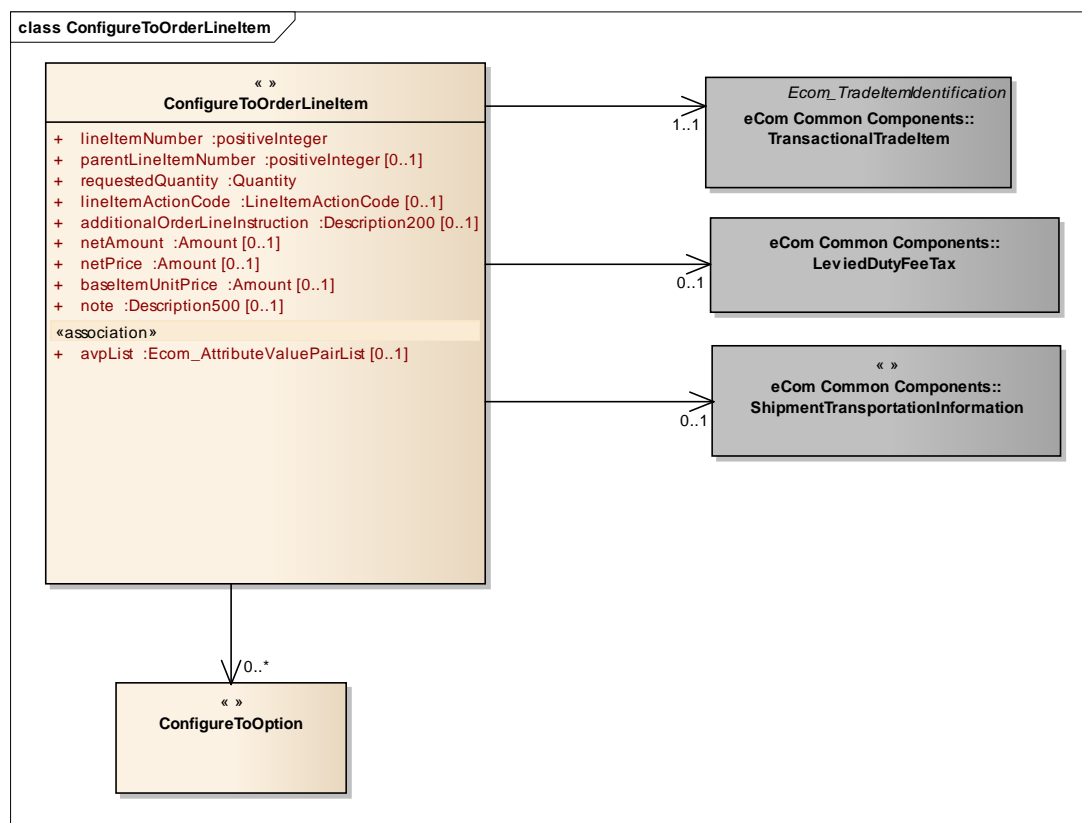
Content	Attribute / Role	Datatype /Secondary class	Multiplicity	Definition	Requirements
Attribute	additionalOrderInstruction	Description1000	0..1	Additional order instruction captures information that has not been previously synchronised and is ad-hoc in nature. This field should only be used in exception circumstances if the information cannot be codified.	
Attribute	isOrderFreeOfExciseTaxDuty	boolean	0..1	An excise tax is a tax applied to the consumption of a particular type of good, such as alcohol or tobacco. Excise taxes apply at the same rates to domestic or imported goods. They must not be confused with customs duties which apply to imports only.	
Attribute	note	Description500	0..1	Free text used to convey information that is not processed by applications. Only meant to present the information to a user as on a screen, in a browser, etc.	BRAD RQ 09.236.F



**Note:** Reference Shared Common Library Business Message (BMS) Release 3.4 and eCom Domain Common Library Business Message (BMS) Release 3.4 for all common information.

## 4.2 Configure To Order Line Item

### Class Diagram



### GDD Report

The content of the ConfigureToOrderLineItem class, its structure and component definitions can be accessed in the Global Data Dictionary:  
[http://apps.gs1.org/GDD/bms/Version3\\_4/Pages/bieDetails.aspx?semanticURN=urn:gs1:gdd:bie:ConfigureToOrderLineItem](http://apps.gs1.org/GDD/bms/Version3_4/Pages/bieDetails.aspx?semanticURN=urn:gs1:gdd:bie:ConfigureToOrderLineItem)



Content	Attribute / Role	Datatype /Secondary class	Multiplicity	Definition	Requirements
ConfigureToOrderLineItem				Specifies the information related to each line item. Each Configure To Order will contain one or more line items.	
Association		ShipmentTransportationInformation	0..1	Contains the identification of the carrier and mode associated with the transportation of the goods or services.	
Association		ConfigureToOption	0..*	A configure to option associated with a Configure To Order.	
Association		TransactionalTradeItem	1..1	The trade item associated to the Configure To Order Line Item.	
Association		LeviedDutyFeeTax	0..1	The tax applicable to the Configure To Order Line Item.	
Attribute	lineItemNumber	positiveInteger	1..1	Provides the line number associated to the Configure To Order Line Item.	
Attribute	requestedQuantity	Quantity	1..1	The quantity which has been requested.	
Attribute	lineItemActionCode	LineItemActionCode	0..1	Provides the activity required by the recipient on the line item of this order line item.	
Attribute	additionalOrderLineInstruction	Description200	0..1	Additional Order Line Instruction captures information that has not been previously synchronised and is ad-hoc in nature. This field should only be used in exception circumstances if the information cannot be codified.	
Attribute	netAmount	Amount	0..1	Identifies the total net amount of the line item.	
Attribute	netPrice	Amount	0..1	Identifies the net price of the item.	
Attribute	baseItemUnitPrice	Amount	0..1	Provides the base item unit price.	
Attribute	parentLineItemNumber	positiveInteger	0..1	The number of line item containing information about the parent of the current item. It allows establishing hierarchical link between the two items.	

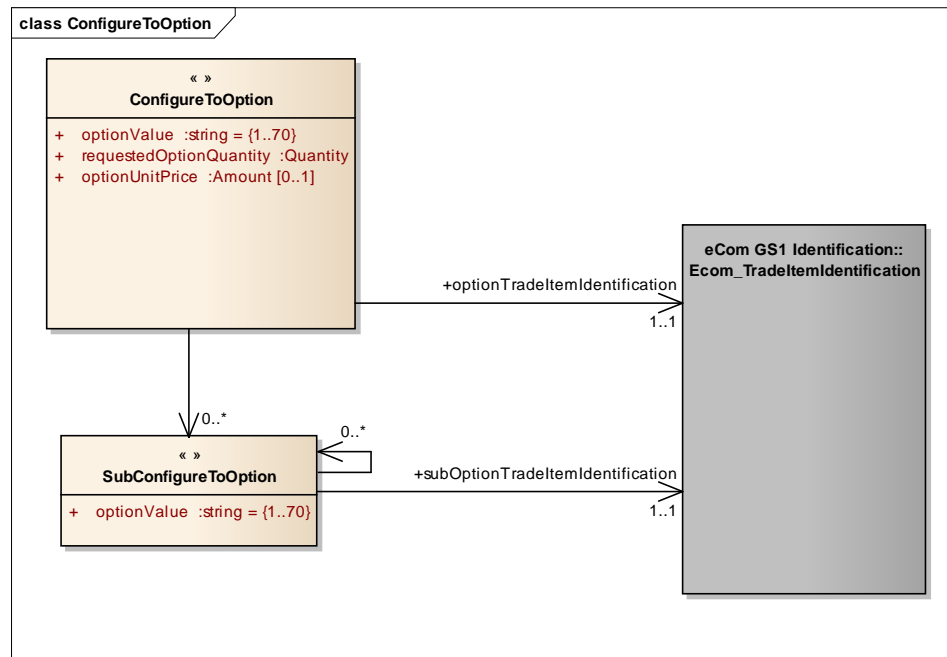
Content	Attribute / Role	Datatype /Secondary class	Multiplicity	Definition	Requirements
Attribute	note	Description500	0..1	Free text used to convey information that is not processed by applications. Only meant to present the information to a user as on a screen, in a browser, etc.	BRAD RQ 09.236.F
Attribute	avpList	Ecom_AttributeValuePairList	0..1	Temporary attributes introduced between minor versions.	



**Note:** Reference Shared Common Library Business Message (BMS) Release 3.4 and eCom Domain Common Library Business Message (BMS) Release 3.4 for all common information.

## 4.3 Configure To Option

### Class Diagram



## GDD Report

The content of the ConfigureToOption class, its structure and component definitions can be accessed in the Global Data Dictionary:

[http://apps.gs1.org/GDD/bms/Version3\\_4/Pages/bieDetails.aspx?semanticURN=urn:gs1:gdd:bie:ConfigureToOption](http://apps.gs1.org/GDD/bms/Version3_4/Pages/bieDetails.aspx?semanticURN=urn:gs1:gdd:bie:ConfigureToOption)

Content	Attribute / Role	Datatype / Secondary class	Multiplicity	Definition	Requirements
ConfigureToOption				Specify the identification for each of the options of the configurable item, its value, quantity and price.	
Association	optionTradeItemIdentification	Ecom_TradeItemIdentification	1..1	The trade item associated with this configure to option.	
Association		SubConfigureToOption	0..*	A sub-option associated with a configure to option.	
Attribute	optionValue	string	1..1	The value that the buyer has chosen for the Configure To Option.	
Attribute	requestedOptionQuantity	Quantity	1..1	The number of units that the buyer has ordered of the Configure To Option.	
Attribute	optionUnitPrice	Amount	0..1	The unit price associated with the configure to option.	
SubConfigureToOption				Specify the identification for each of the sub options of the option of the configurable item and its value.	
Association	subOptionTradeItemIdentification	Ecom_TradeItemIdentification	1..1	The trade item associated with this sub configure to option.	
Association		SubConfigureToOption	0..*	Another (more detailed) sub option contained within the sub option.	
Attribute	optionValue	string	1..1	The value that the buyer has chosen for the Configure To Option.	



**Note:** Reference Shared Common Library Business Message (BMS) Release 3.4 and eCom Domain Common Library Business Message (BMS) Release 3.4 for all common information.

## 4.4 Enumerations (message specific)

Not Applicable

## 4.5 Code Lists

Class	Codelist	Referenced in
ConfigureToOrder	OrderInstructionCode	<a href="http://apps.gs1.org/GDD/Pages/clDetails.aspx?semanticURN=urn:gs1:gdd:cl:OrderInstructionCode">http://apps.gs1.org/GDD/Pages/clDetails.aspx?semanticURN=urn:gs1:gdd:cl:OrderInstructionCode</a>
ConfigureToOrder	OrderTypeCode	<a href="http://apps.gs1.org/GDD/Pages/clDetails.aspx?semanticURN=urn:gs1:gdd:cl:OrderTypeCode">http://apps.gs1.org/GDD/Pages/clDetails.aspx?semanticURN=urn:gs1:gdd:cl:OrderTypeCode</a>
ConfigureToOrderLineItem	LineItemActionCode	<a href="http://apps.gs1.org/GDD/Pages/clDetails.aspx?semanticURN=urn:gs1:gdd:cl:LineItemActionCode">http://apps.gs1.org/GDD/Pages/clDetails.aspx?semanticURN=urn:gs1:gdd:cl:LineItemActionCode</a>



**Note:** Refer to the Global Data Dictionary (GDD) for the code values.

## 5 Business Message Examples

### 5.1 Example 1

This is an example of the Configure To Order message used for **furniture products**.

#### Party Information

GS1 Global Location Number	Party Type
5412345000013	Buyer
0005280048346	Seller
5412345000037	Ship to

The order identification number is CTO4454, and the order is placed on 4<sup>th</sup> of July 2007 at 11:00 AM.

No acknowledgement of receipt is required and the goods are not free from tax.

The Buyer orders 1 sofa (GTIN: 00052800483200), a trade item identified by the Buyer as 11-212. The price of the base unit is 500 USD, and the total including all options is 1000 USD.

The following options are required:

The primary fabric (GTIN: 00614141006601), which the Seller has assigned the trade item identification of 50579L44, is velvet (option value 456abc). The cost for this option is 250 USD.

The secondary fabric (GTIN: 00614141005501), which the Seller has assigned the trade item identification of 20295L12, is soft velvet (option value of 09884). This option has 4 suboptions:

- The seat cushion (option value 98098, GTIN: 00614141004401, identifying the placement, which has been assigned the trade item identification of 9987V45 by the Seller).
- The orientation (option value: Railroad, GTIN 00614141003301, identifying the orientation, which has been assigned the trade item identification 54309854 by the Seller)
- Customer owned material (option value: True, GTIN 00614141002201, identifying the fact that the material is owned by the customer, which has been assigned the trade item identification 809854 by the Seller)
- Return to customer (option value: Return to Customer, GTIN 00614141001101, indicating excess material instruction, which has been assigned the trade item identification 85245 by the Seller).

#### Message Example 1

Attribute	Value
<b>ConfigureToOrder</b>	
orderTypeCode	220
isApplicationReceiptAcknowledgementRequired	FALSE
isOrderFreeOfExciseTaxDuty	FALSE
<b>Document</b>	
creationDateTime	2007-07-04 11:00
documentStatusCode	ORIGINAL
<b>Entity Identification (+orderIdentification)</b>	
entityIdentification	CTO4454
<b>PartyIdentification (+contentOwner)</b>	
gln	5412345000013
<b>OrderPartyInformation</b>	
TransactionalParty (+seller)	



Attribute	Value
gln	0005280048346
TransactionalParty (+buyer)	
gln	5412345000013
<b>OrderLogisticalInformation</b>	
TransactionalParty (+shipFrom)	
gln	0005280048346
TransactionalParty (+shipTo)	
gln	5412345000037
TransactionalParty (+inventoryLocation)	
gln	0005280048346
<b>ConfigureToOrderLineItem</b>	
lineItemNumber	1
requestedQuantity	1
netPrice	1000 USD
baseItemUnitPrice	500 USD
<b>TransactionalTradeItem</b>	
gtin additionalTradeItemClassification (additionalTradeItemIdentificationTypeCode) tradeItemQuantity	00052800483200 11-212 BUYER_ASSIGNED 1
<b>ConfigureToOption</b>	
optionValue	456abc
requestedOptionQuantity	1
optionUnitPrice	250 USD
<b>TradeItemIdentification (+optionTradeItemIdentification)</b>	
gtin additionalTradeItemClassification (additionalTradeItemIdentificationTypeCode)	00614141006601 50579L44 SELLER_ASSIGNED
<b>ConfigureToOption</b>	
optionValue	09884
requestedOptionQuantity	1
optionUnitPrice	250 USD
<b>TradeItemIdentification (+optionTradeItemIdentification)</b>	
gtin additionalTradeItemIdentification (additionalTradeItemIdentificationTypeCode)	00614141005501 20295L12 VENDOR_ASSIGNED
<b>SubConfigureToOption</b>	
optionValue	98098
<b>TradeItemIdentification (+subOptionTradeItemIdentification)</b>	
gtin additionalTradeItemIdentification (additionalTradeItemIdentificationTypeCode)	00614141004401 9987V45 SELLER_ASSIGNED
<b>SubConfigureToOption</b>	

Attribute	Value
optionValue	Railroad
<b>TradeltemIdentification (+subOptionTradeltemIdentification)</b>	
gtin additionalTradeltemIdentification (additionalTradeltemIdentificationTypeCode)	00614141003301 54309854 SELLER_ASSIGNED
<b>SubConfigureToOption</b>	
optionValue	True
<b>TradeltemIdentification (+subOptionTradeltemIdentification)</b>	
gtin additionalTradeltemIdentification (additionalTradeltemIdentificationTypeCode)	00614141002201 809854 SELLER_ASSIGNED
<b>SubConfigureToOption</b>	
optionValue	Return to Customer
<b>TradeltemIdentification (+subOptionTradeltemIdentification)</b>	
gtin additionalTradeltemIdentification (additionalTradeltemIdentificationTypeCode)	00614141001101 85245 SELLER_ASSIGNED

## 5.2 Example 2

This is an example of the Configure To Order message used for **automotive products**.

### Party Information

GS1 Global Location Number	Party Type
5412345000013	Buyer
0005280048346	Seller
5412345000037	Ship to

The order identification number is CTO4444, and the order is placed on 4<sup>th</sup> of July 2007 at 11:00 AM.

No acknowledgement of receipt is required and the goods are not free from tax.

The Buyer orders 1 seat (GTIN 84365183905453). The price of the base unit is 20000 EUR, but the total including all options is 25000 EUR.

The following options are required:

The primary seat cover (GTIN: 00514141006604), which the Seller has assigned the trade item identification of 88098L, is leather (option value 786876). The cost for this option is 2000 USD.

This option has 1 sub option:

- Protection (option value: True, GTIN: 00333141006601, identifying the protection, which has been assigned the trade item identification 9098905 by the Seller).

The second option is the exterior colour (option value: 8797, indicating White, GTIN: 00333333006600, identifying the exterior colour, which has been assigned the trade item identification of 20295L12 by the Seller).

This option has 1 sub option:

- The finish (option value: Perlized, GTIN 00848141006601, identifying the finish, which has been assigned the trade item identification 84365183905422 by the Seller)

## Message Example 2

Attribute	Value
<b>ConfigureToOrder</b>	
orderTypeCode	220
isApplicationReceiptAcknowledgementRequired	FALSE
isOrderFreeOfExciseTaxDuty	FALSE
<b>Document</b>	
creationDateTime	2007-07-04 11:00
documentStatusCode	ORIGINAL
<b>Entity Identification (+orderIdentification)</b>	
entityIdentification	CTO4444
<b>PartyIdentification (+contentOwner)</b>	
gln	5412345000013
<b>OrderPartyInformation</b>	
TransactionalParty (+seller)	
gln	0005280048346
TransactionalParty (+buyer)	
gln	5412345000013
<b>OrderLogisticalInformation</b>	
TransactionalParty (+shipFrom)	
gln	0005280048346
TransactionalParty (+shipTo)	
gln	5412345000037
TransactionalParty (+inventoryLocation)	
gln	0005280048346
<b>ConfigureToOrderLineItem</b>	
lineItemNumber	1
requestedQuantity	1
netPrice	25000 EUR
baseItemUnitPrice	20000 EUR
<b>TransactionalTradeItem</b>	
gtin tradeItemQuantity	84365183905453 1
<b>ConfigureToOption</b>	
optionValue	786876
requestedOptionQuantity	1
optionUnitPrice	2000 EUR
<b>TradeItemIdentification (+optionTradeItemIdentification)</b>	
gtin additionalTradeItemIdentification (additionalTradeItemIdentificationTypeCode)	00514141006604 88098L SELLER_ASSIGNED
<b>SubConfigureToOption</b>	

Attribute	Value
optionValue	True
<b>TradeItemIdentification (+subOptionTradeItemIdentification)</b>	
gtin additionalTradeItemIdentification (additionalTradeItemIdentificationTypeCode)	00333141006601 9098905 SELLER_ASSIGNED
<b>ConfigureToOption</b>	
optionValue	8797
requestedOptionQuantity	1
optionUnitPrice	3000 EUR
<b>TradeItemIdentification (+optionTradeItemIdentification)</b>	
gtin additionalTradeItemIdentification (additionalTradeItemIdentificationTypeCode)	00333333006600 20295L12 SELLER_ASSIGNED
<b>SubConfigureToOption</b>	
optionValue	Perlized
<b>TradeItemIdentification (+subOptionTradeItemIdentification)</b>	
gtin additionalTradeItemIdentification (additionalTradeItemIdentificationTypeCode)	00848141006600 84365183905422 SELLER_ASSIGNED

## 6 Implementation Considerations

### 6.1 User Guide

The Functional User Guide contains more information about the structure and content of the message: [http://www.gs1.org/docs/ecom/xml/3/3.4/eCom-Trade\\_messages.html#ConfigureToOrder](http://www.gs1.org/docs/ecom/xml/3/3.4/eCom-Trade_messages.html#ConfigureToOrder)

### 6.2 Message Specific Considerations

Not Applicable

## 7 Summary of Changes

Any change in the GS1 standards is done based on the Work Request (WR) submitted by the GS1 User Companies or Member Organisations. All Work Requests are documented in the Work Request system available on the GS1 website: <http://wr.gs1.org>. The system is accessible to registered users. New visitors need to register first, to be able to access it. WRs can be searched by the number referenced in tables below, see: Search Work Requests. The number starts with the two last digits of the year when it was submitted, followed by the consecutive number within that year.



**Note:** WRs submitted earlier than February 2012 should be searched in Old Change Requests.

### 7.1 BMS Release 3.0

Change	Associated CR Number
Added name, address and contact information for all parties identified. Added indicator for purchase order type at header level Added a free text note field at both header and line item level Updated BMS template to 1.9 Updated Sections GDD Report, Class Diagrams and Test Data. <b>After Peer review:</b> Included the code lists and enumerations and referenced where they can be found (eCom or Shared Common). The version of the document changed to 1.0.0. Document change history wiped clean except for the latest version. In context, Geopolitical set to "All" instead of "Global". In GDD report, added missing definitions for "orderTypeCode" and "orderInstructionCode". Random order issue in GDD Report fixed. Summary of Changes wiped clean except for the version for release 3.0.	CR 09-201 CR 09-259 CR 09-236F
<b>After TSD Development:</b> pages 23-26, ConfigureToOption and SubConfigureToOption have attributes of type TradeItemIdentification. However, TradeItemIdentification does not have additionalTradeItemClassificationCodeListCode. Instead, it has AdditionalTradeItemIdentificationType, which in turn has additionalTradeItemIdentificationTypeCode. additionalTradeItemClassificationCodeListCode belongs to AdditionalTradeItemClassificationCodeType. Also, there is no tradeItemQuantity attribute in TradeItemIdentification. Updated example to reflect this.	Not Applicable
For Publication Added Copyright R in GS1 Logo Changed Status to Approved Removed year reference in footer copyright statement Replaced Section 10 with updated AG Principles	Not Applicable

### 7.2 BMS Release 3.1

No work requests. Indirect changes due to upgrade to new Shared and eCom Common libraries.

## 7.3 BMS Release 3.2

Change	Associated WR
<p><b>class ConfigureToOrder - maintenance view</b></p> <pre> classDiagram     class ConfigureToOrder {         &lt;&lt;root&gt;&gt;         +orderTypeCode: OrderTypeCode [0..1]         +isApplicationReceiptAcknowledgementRequired: boolean [0..1]         +orderInstructionCode: OrderInstructionCode [0..*]         +additionalOrderInstruction: Description1000 [0..1]         +isOrderFreeOfExciseTaxDuty: boolean [0..1]         +note: Description500 [0..1]     }         </pre> <p><i>maintenance</i></p> <p>Change: (Verified) 3.2 changed generalisation from Document to eComDocument class to include AVP (WR 14-110)</p>	<p><b>14-000110</b></p> <p>Add Attribute Value Pair at the root, line item and sub line item levels</p>
<p><b>class ConfigureToOrderLineItem - maintenance view</b></p> <pre> classDiagram     class ConfigureToOrderLineItem {         &lt;&lt;&gt;&gt;         +lineItemNumber: positiveInteger         +requestedQuantity: Quantity         +lineItemActionCode: LineItemActionCode [0..1]         +additionalOrderLineInstruction: Description200 [0..1]         +netAmount: Amount [0..1]         +netPrice: Amount [0..1]         +baseItemUnitPrice: Amount [0..1]         +parentLineItemNumber: positiveInteger [0..1]         +note: Description500 [0..1]     }     class association {         +avpList: Ecom_AttributeValuePairList [0..1]     }         </pre> <p><i>maintenance</i></p> <p>Change: (Verified) 3.2 added +avpList (WR 14-110)</p> <p>Change: (Verified) 3.2 added +parentLineItemNumber (WR 14-021 &amp; 14-044)</p>	<p><b>14-000110</b></p> <p>Add Attribute Value Pair at the root, line item and sub line item levels</p> <p><b>14-000021 &amp; 14-000044</b></p> <p>Add a reference to parent line number to all LineItem classes, to support hierarchical items.</p>

## 7.4 BMS Release 3.3

Change	Associated WR
<p>Created Ecom_EntityIdentification class and changed association from the previous EntityIdentification</p> <pre> class ConfigureToOrder - maintenance view     «root, »     ConfigureToOrder     + orderTypeCode :OrderTypeCode [0..1]     + isApplicationReceiptAcknowledgementRequired :boolean [0..1]     + orderInstructionCode :OrderInstructionCode [0..*]     + additionalOrderInstruction :Description1000 [0..1]     + isOrderFreeOfExciseTaxDuty :boolean [0..1]     + note :Description500 [0..1]     maintenance     Change: (Complete) 3.2 changed generalisation from Document to eComDocument class to include AVP (WR 14-110)     Change: (New) 3.3 changed association from EntityIdentification to Ecom_EntityIdentification (WR 15-314)         </pre>	<p><b>15-000314</b></p> <p>Make GS1 identification keys optional in GS1 EDI XML</p>
<p>Created Ecom_TradeItemIdentification class and changed association from the previous TradeItemIdentification</p> <pre> class ConfigureToOption - maintenance view     « »     ConfigureToOption     + optionValue :string = (1..70)     + requestedOptionQuantity :Quantity     + optionUnitPrice :Amount [0..1]     maintenance     Change: (New) 3.3 changed association from TradeItemIdentification to Ecom_TradeItemIdentification (WR 15-314)     »     SubConfigureToOption     + optionValue :string = (1..70)     maintenance     Change: (New) 3.3 changed association from TradeItemIdentification to Ecom_TradeItemIdentification (WR 15-314)     »         </pre>	<p><b>15-000314</b></p> <p>Make GS1 identification keys optional in GS1 EDI XML</p>

## 7.5 BMS Release 3.4

No work requests. Indirect changes due to upgrade to new Shared and eCom Common libraries.

## 8 Appendices

Not Applicable



## 9 Acknowledgements

### 9.1 Work Group

Function	Name	Company / organisation
Co-chair	Rossner (Pottier), Natascha	GS1 France
Co-chair	Schmidt, Tom Eric	August Storck KG
Member	Bemrose, Jonathan	R&R Ice Cream
Member	Bodemer, Petra	dm-drogerie markt GmbH + Co. KG
Member	Boikanyo, Rebhone	GS1 South Africa / Consumer Goods Council of South Africa
Member	Canada, ON	M3B 3L1
Member	Carlson, Jim	General Mills, Inc.
Member	Chresta, Richard	GS1 Switzerland
Member	Cook, Don	Wal-Mart Stores, Inc.
Member	Cox, Marc	Philips Electronics N.V.
Member	Darnell, David	Systrends
Member	De Flou, Nele	GS1 Belgium & Luxembourg
Member	Dicks, Arne	GS1 Germany
Member	Duvinger, Karina	GS1 Sweden
Member	Foerderer, Klaus	GS1 Germany
Member	Gathmann, Stefan	GS1 Ireland
Member	Grangard, Anders	GS1 Global Office
Member	Harpell, Eileen	GS1 Community Room Staff
Member	Hand, Phil	JDA Software
Member	Herregodts, Kurt	GS1 Belgium & Luxembourg
Member	Kempkes, Fred	Unilever N.V.
Member	Kernan, Brendan	GS1 Ireland
Member	Kidd, Robin	Nestle
Member	Krid, Anne-Claire	GS1 France
Member	Lanoue, Tom	General Mills, Inc.
Member	Laur, Rita	GS1 Canada
Member	Lenman, Mia	GS1 Sweden
Member	Lerch, Hanjoerg	METRO Group
Member	Moberg, Dale	Axway
Member	Montes de Oca, Alejandra	GS1 Mexico
Member	Ng, Ella	GS1 Australia
Member	Peelen, Esther	GS1 Netherlands
Member	Pelekies, Andreas	GS1 Germany
Member	Perrier, Patricia	GS1 France
Member	Przybilla, Christian	GS1 Germany
Member	Pujol, Xavier	GS1 Spain
Member	Racek, Greg	Wal-Mart Stores, Inc.

Function	Name	Company / organisation
Member	Repetto, Mirko	GS1 Italy
Member	Robba, Steven	1WorldSync Holdings, Inc.
Member	Rosell, Pere	GS1 Spain
Member	Rosenberg, Steven	GS1 US
Member	Schmid, Sue	GS1 Australia
Member	Schneider, Christian	GS1 Switzerland
Member	Sehorz, Eugen	GS1 Austria
Member	Sharma, Vishal	General Mills, Inc.
Member	Shimazaki, Ayako	GS1 Japan
Member	Sion, Emilie	GS1 France
Member	Souza, Nadia	GS1 Brasil
Member	Strand, Roman	GS1 Germany
Member	Tan, Milton	GS1 Malaysia
Member	Tompsett, Simon	Waitrose
Member	Trelle, Ute	1WorldSync Holdings, Inc.
Member	Tse, Steve	GS1 Hong Kong
Member	Tyson, Betty	Knouse Foods Cooperative, Inc
Member	Van den Bergh, Senne	GS1 Belgium & Luxembourg
Member	Van der Eijk, Pim	OASIS - Sonnenglanz Consulting BV
Member	Veldhuis, Saskia	Procter & Gamble Co.
Member	Welch, Shan	GS1 UK
Member	Westerkamp, Jan	GS1 Netherlands
Member	Wilson, Mary	GS1 US
Member	Windsperger, Bekki	Best Buy Co., Inc.
Member	Yang, Shaopeng	GS1 China
Member	Yusdiar, Dani	GS1 Indonesia
Member	Zwanziger, Greg	SUPERVALU

## 9.2 Development Team Members

Function	Name	Organisation
GSMP Process Lead	Jean-Luc Champion and Tasha Wiehe	GS1 Global Office
Technical Development Lead	Ewa Iwicka	GS1 Global Office
Peer Review	Mark Van Eeghem	GS1 Global Office