



Release 3.4, Ratified, Feb 2019





Document Summary

Document Item	Current Value
Document Name	Application Receipt Acknowledgement Business Message Standard (BMS)
Document Date	Feb 2019
Document Version	3.4
Document Issue	
Document Status	Ratified

Work Request Reference

Date of WR Submission to GSMP:	WR Submitter(s):	Refer to Work Request (WR) Number(s):
06-May-2009	GS1 Netherlands	09-000134
02-Jul-2002, 16-Nov-2003	Drummond Group & Singapore Article Number Council	02-000134, 03-000175
25-Jun-2014	GS1 GO	14-000110
12-Jul-2016	GS1 GO	16-000340
03-Oct-2018	GS1 GO	18-000319

Business Requirements Document (BRAD) Reference

BRAD Title	BRAD Issue Date	BRAD Version
BRD Application Receipt Acknowledgement – Business Requirements Document	06-Dec-2004	0.41.2
BRAD eCom Maintenance Release 2 BMS 2.6.0	29-Jun-2009	Version 0.1.1

Document Change History

Date of Change	Version	Changed By	Reason for Change	Summary of Change
12-Jan-2012	BMS 3.0 – Issue 1	Mark Van Eeghem	BMS Release 3.0	See summary of changes
01-May-2013	BMS 3.1 – Issue 1	Coen Janssen	BMS Release 3.1	See summary of changes
15-Sep-2014	BMS 3.2 – Issue 1	Ewa Iwicka	BMS Release 3.2	See summary of changes
01-Mar-2017	BMS 3.3 – Issue 1	Ewa Iwicka	BMS Release 3.3	See summary of changes
15-Oct-2018	BMS 3.4 – Draft for community review	Ewa Iwicka	BMS Release 3.4	See summary of changes
10-Apr-2019	BMS 3.4 – Issue 1	Jean-Luc Champion	BMS Release 3.4	See summary of changes



Disclaimer

GS1®, under its IP Policy, seeks to avoid uncertainty regarding intellectual property claims by requiring the participants in the Work Group that developed this **Application Receipt Acknowledgement Business Message Standard (BMS)** to agree to grant to GS1 members a royalty-free licence or a RAND licence to Necessary Claims, as that term is defined in the GS1 IP Policy. Furthermore, attention is drawn to the possibility that an implementation of one or more features of this Specification may be the subject of a patent or other intellectual property right that does not involve a Necessary Claim. Any such patent or other intellectual property right is not subject to the licencing obligations of GS1. Moreover, the agreement to grant licences provided under the GS1 IP Policy does not include IP rights and any claims of third parties who were not participants in the Work Group.

Accordingly, GS1 recommends that any organization developing an implementation designed to be in conformance with this Specification should determine whether there are any patents that may encompass a specific implementation that the organisation is developing in compliance with the Specification and whether a licence under a patent or other intellectual property right is needed. Such a determination of a need for licencing should be made in view of the details of the specific system designed by the organisation in consultation with their own patent counsel.

THIS DOCUMENT IS PROVIDED "AS IS" WITH NO WARRANTIES WHATSOEVER, INCLUDING ANY WARRANTY OF MERCHANTABILITY, NONINFRINGEMENT, FITNESS FOR PARTICULAR PURPOSE, OR ANY WARRANTY OTHERWISE ARISING OUT OF THIS SPECIFICATION. GS1 disclaims all liability for any damages arising from use or misuse of this Standard, whether special, indirect, consequential, or compensatory damages, and including liability for infringement of any intellectual property rights, relating to use of information in or reliance upon this document.

GS1 retains the right to make changes to this document at any time, without notice. GS1 makes no warranty for the use of this document and assumes no responsibility for any errors which may appear in the document, nor does it make a commitment to update the information contained herein.

GS1 and the GS1 logo are registered trademarks of GS1 AISBL.



Table of Contents

1	Business Domain View	5
1.1	Introduction	5
1.2	References	5
2	Business Context	5
3	Business Transaction View	6
3.1	Business Transaction – Acknowledge Application Receipt.....	6
3.2	Business Transaction – Implement Application Receipt Acknowledgement	8
4	Business Information View	10
4.1	Application Receipt Acknowledgement	10
4.2	Application Response Document Level	12
4.3	Application Response Error Or Warning	14
4.4	Application Response Message Header Level.....	16
4.5	Enumerations (message specific)	18
4.5.1	ApplicationResponseStatusEnumeration	18
4.5.2	DocumentActionEnumeration	18
4.5.3	DocumentStatusEnumeration	18
4.6	Code List.....	18
5	Business Message Examples	19
5.1	Example 1.....	19
5.2	Example 2.....	19
6	Implementation Considerations.....	20
6.1	User Guide	20
6.2	Message Specific Considerations	20
6.2.1	Error Detection	20
6.2.2	Implementation	21
7	Summary of Changes	22
7.1	BMS Release 3.0	22
7.2	BMS Release 3.1	22
7.3	BMS Release 3.2	22
7.4	BMS Release 3.3	23
7.5	BMS Release 3.4	24
8	Appendices	24
9	Acknowledgements.....	25
9.1.1	Work Group	25
9.1.2	Development Team Members	26

1 Business Domain View

1.1 Introduction

Message Definition

The Application Receipt Acknowledgement message enables a message recipient to confirm that he received the message and whether he was able to process it without error.

Principles

The Application Receipt Acknowledgement ensures that trading partners are aware that the process is progressing in a predictable fashion. It allows trading partners to reduce expensive safeguards and manual checks, to recognize data receipt and errors quickly and therefore smooth the flow of goods and services through the supply chain.

For example, the Order process calls for an Initiator to create an Order document and a need to know it was received prior to back-end processing by the Responder's business application.

This BMS does not deal with the need for a business level Response (Acceptance, Modification, or Rejection) to an Order. So, for example, the Application Receipt Acknowledgement (ARA) for an Order would not indicate that the Responder plans to fulfil the order exactly as requested by the Initiator e.g. with respect to quantity, price, etc. Rather the ARA indicates receipt of the order document and optionally detection of errors or warnings.

1.2 References

Reference Name	Description
BRD Application Receipt Acknowledgement	Business Requirements Document that outlines the requirements and supporting processes for a business application level acknowledgement of the receipt of a GS1 XML message and optional indication of detected validation errors or warnings.
eCom Common Library 3.4	The documented design of components that are used in multiple messages within the eCom domain.
Shared Common Library 3.4	The documented design of components that are used in multiple messages within the eCom domain and GDSN.

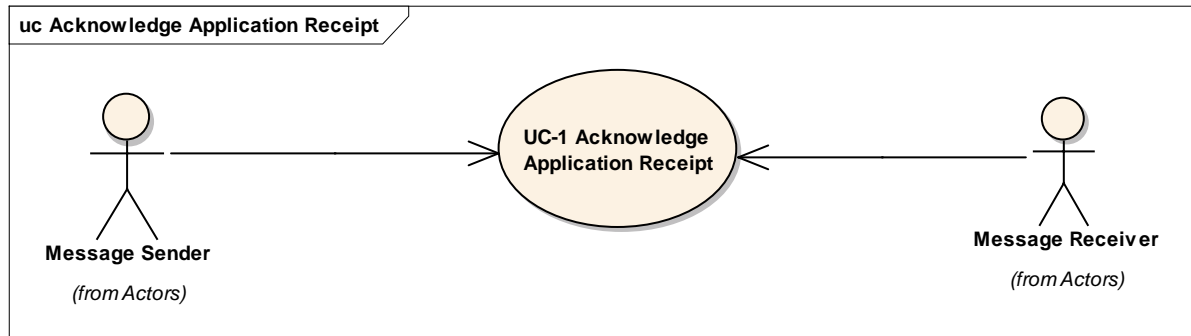
2 Business Context

Context Category	Value(s)
Industry	All
Geopolitical	All
Product	All
Process	All
System Capabilities	GS1 eCom
Official Constraints	None

3 Business Transaction View

3.1 Business Transaction – Acknowledge Application Receipt

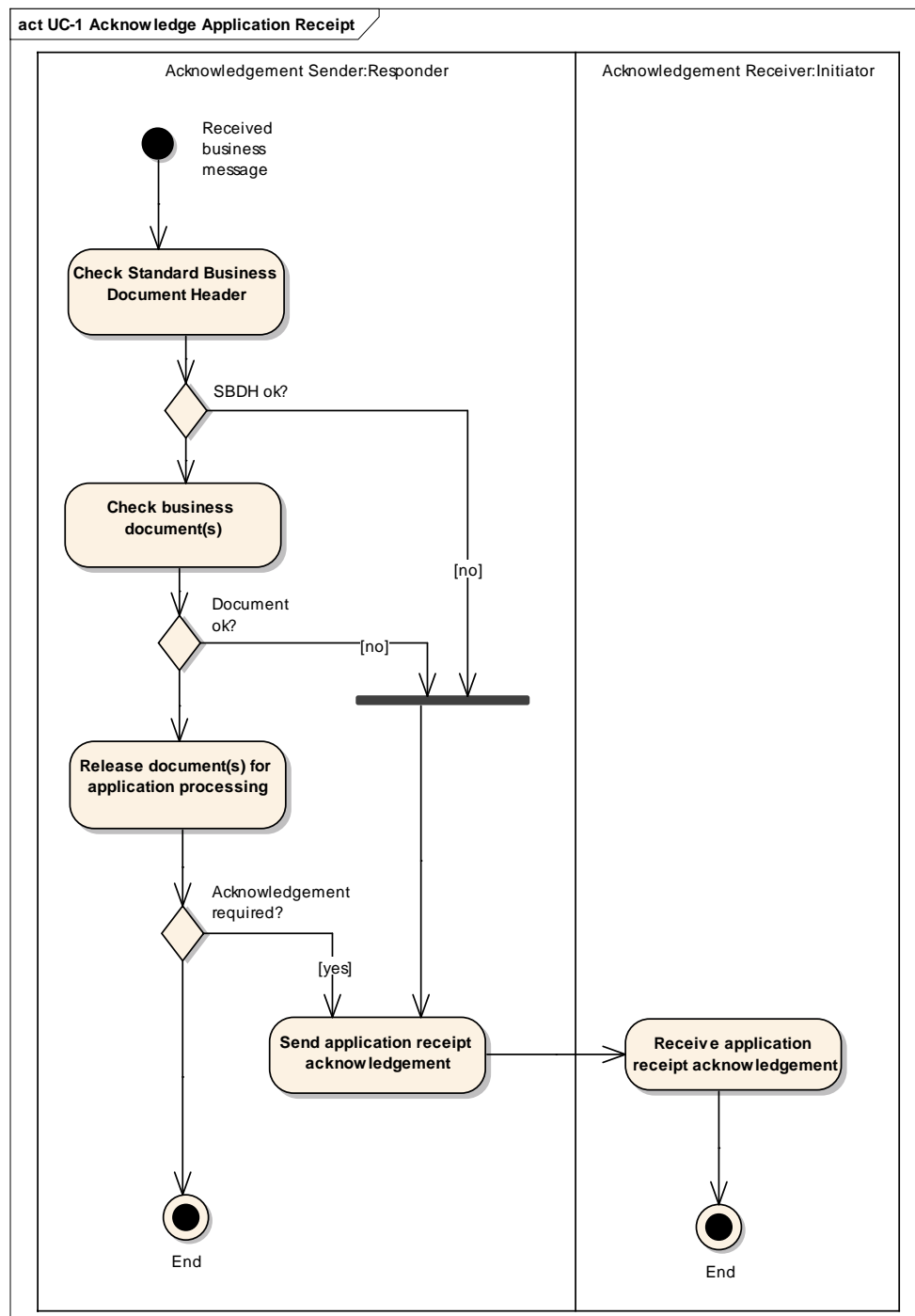
Use Case Diagram



Use Case Description

Use Case ID	UC-1											
Use Case Name	Acknowledge application receipt											
Use Case Description	The Initiator sends the Business Message within the context of a Business Process and potentially a multi-step Collaboration. The Responder upon receiving the Business Message detects errors/warnings at the SBDH or Document hierarchical levels and responds to the message Initiator.											
Actors (Goal)	Initiator, Responder											
Performance Goals												
Preconditions	Agreement to use the Application Receipt Acknowledgement (see UC-2). The Responder has received a Business Message.											
Post conditions	The message Initiator receives the Application Receipt Acknowledgement, including optional error/warning message(s).											
Scenario	<div>Begins when...</div> <div>1. The Responder’s Back End application receives an XML Instance Document (business message)</div> <div>Optionally Continues with...</div> <table><tr><th>Step #</th><th>Actor</th><th>Activity Step</th></tr><tr><td>2</td><td>Responder</td><td>The Responder continues by fully detecting all possible errors/warnings in the business document.</td></tr><tr><td>3</td><td>Responder</td><td>The Responder determines the type of response required to send to the Initiator.</td></tr></table> <div>Ends when...</div> <div>4. The Responder generates and sends the Application Receipt Acknowledgement message back to the Initiator.</div>			Step #	Actor	Activity Step	2	Responder	The Responder continues by fully detecting all possible errors/warnings in the business document.	3	Responder	The Responder determines the type of response required to send to the Initiator.
Step #	Actor	Activity Step										
2	Responder	The Responder continues by fully detecting all possible errors/warnings in the business document.										
3	Responder	The Responder determines the type of response required to send to the Initiator.										
Alternative Scenario	No Alternative Scenario											
Related Requirements	Not Applicable											
Related Rules	Not Applicable											

Activity Diagram

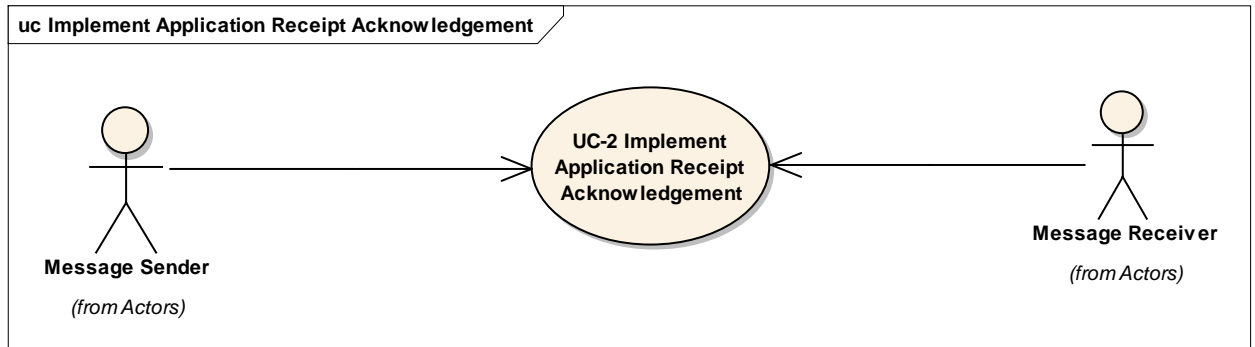


Sequence Diagram

Not Applicable

3.2 Business Transaction – Implement Application Receipt Acknowledgement

Use Case Diagram



Use Case Description

Use Case ID	UC-2
Use Case Name	Implement Application Receipt Acknowledgement
Use Case Description	When Trading partners agree to use the Application Receipt Acknowledgement message, they must agree what actions will be taken should Acknowledgements not be received within the normal course of business. The Trading Partners must decide whether they will enforce a 'Time To Acknowledge Receipt' and if so, what actions will be taken if the lead time lapses before an Acknowledgement is received by the Initiator. The Trading Partners must also decide whether they will enforce the optional 'Is Application Error Response Requested' choreography.
Actors (Goal)	Responder: To be assured that both parties understand the full process being implemented and what actions are to be taken if the expected outcome is not achieved. Initiator: To be assured that both parties understand the full process being implemented and what actions are to be taken if the expected outcome is not achieved.
Performance Goals	None, this is a business agreement between trading partners.
Preconditions	Responder and Initiator must agree to use the Application Receipt Acknowledgement.
Post conditions	The Responder and Initiator agree on a full process that includes the Application Receipt Acknowledgement and all potential outcomes.

Use Case ID	UC-2		
Scenario	Begins when...		
	1. The Responder and Initiator agree to use the Application Receipt Acknowledgement message.		
	Continues with...		
	Step #	Actor	Activity Step
	2	Initiator & Responder	Agree on the duration of the Acknowledgement Receipt Lead Time period.
	3	Initiator & Responder	Agree whether to use the 'Is Application Error Response Requested' choreography.
	4	Initiator & Responder	If a Time To Acknowledge Receipt is to be enforced, they agree on the steps to be taken if an Application Receipt Acknowledgement is not received within the agreed time period.
	5	Initiator & Responder	Agree on the steps to be taken if an Application Receipt Acknowledgement is not received.
	6	Initiator & Responder	Agree on the steps to be taken if Errors or Warnings are detected
Ends when...			
7. Responder and Initiator have full agreement on their process.			
Alternative Scenario	Not Applicable		
Related Requirements	When a message is sent, the Initiator requires an answer from the Responder that the Business Message has been received.		
Related Rules	Rule	Description	
	1	Acknowledgement Receipt Lead Time existence: The Initiator and Responder must agree on an Acknowledgement Lead Time.	
	2	Acknowledgement Receipt Lead Time rule: Prior to the lapse of the Time to Acknowledge Receipt Lead Time, the Initiator must have received the Application Receipt Acknowledgement.	
	3	The Initiator and Responder must agree whether the Application Receipt Acknowledgement will be used in their individual collaborations.	
	4	The Initiator and Responder may agree on specific processes to be performed should an Acknowledgement not be received within the agreed Acknowledgement Lead time.	

Activity Diagram

Not Applicable

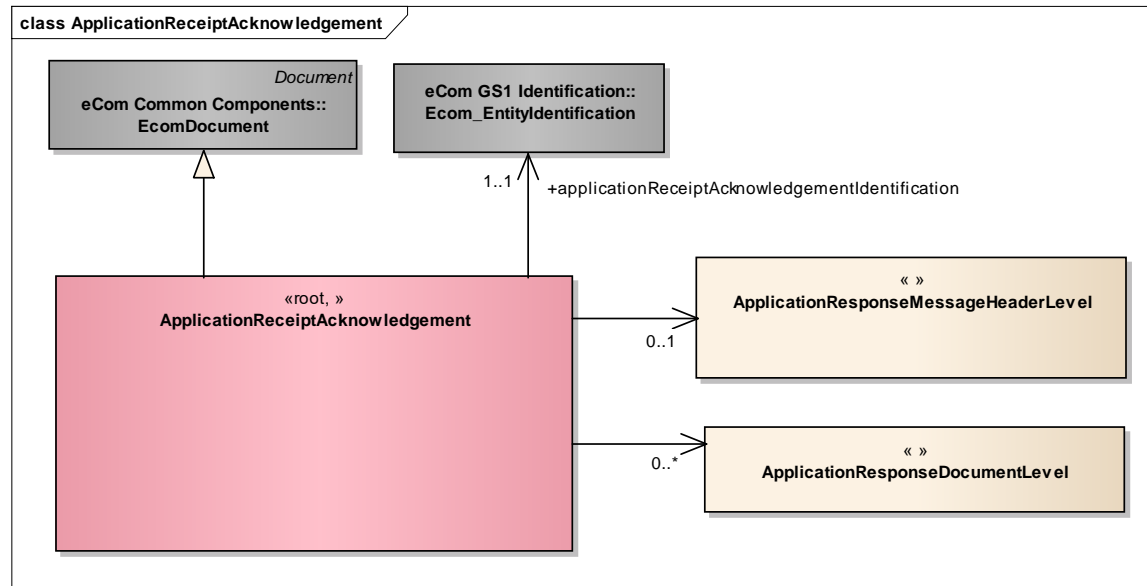
Sequence Diagram

Not Applicable

4 Business Information View

4.1 Application Receipt Acknowledgement

Class Diagram



GDD Report

The content of the ApplicationReceiptAcknowledgement class, its structure and component definitions can be accessed in the Global Data Dictionary:

http://apps.gs1.org/GDD/bms/Version3_4/Pages/bieDetails.aspx?semanticURN=urn:gs1:gdd:bie:ApplicationReceiptAcknowledgement



Application Receipt Acknowledgement - Business Message Standard (BMS)

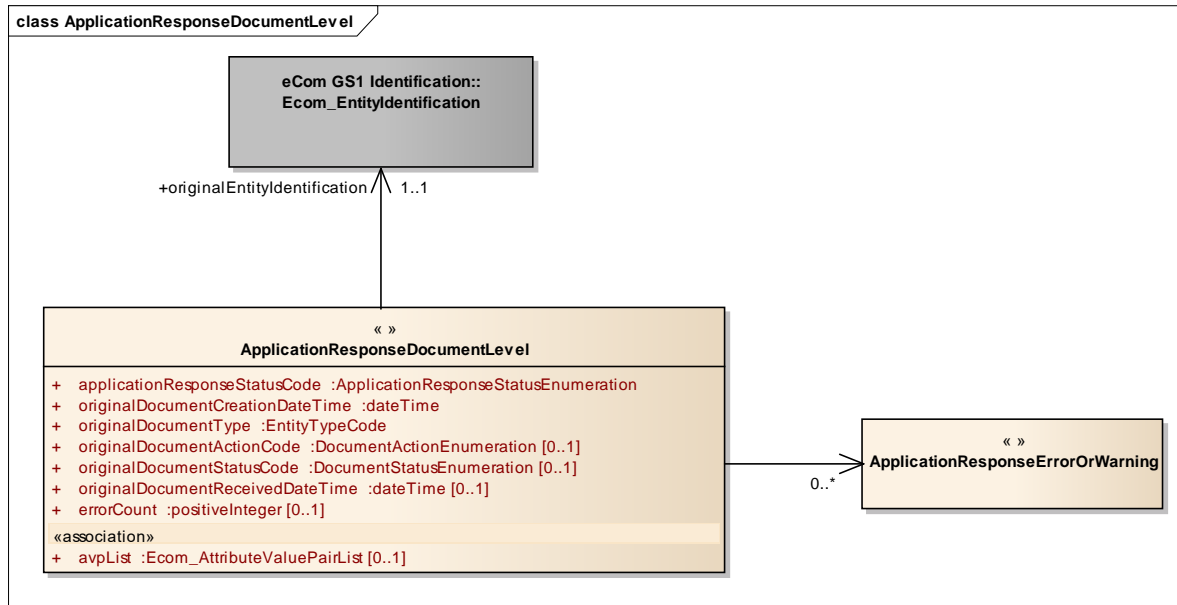
Content	Attribute / Role	Datatype /Secondary class	Multiplicity	Definition	Requirements
ApplicationReceiptAcknowledgement				Application Receipt Acknowledgement is a distinctive GS1 Business Document used to respond to other GS1 Business Messages. This document serves two key purposes: The Responder may use the document to communicate successful receipt acknowledgement of an GS1 Business Document (e.g. Order, Invoice) back to the Initiator. Secondly, the Responder may also use the document to communicate validation exceptions back to the Initiator.	
Association	applicationReceiptAcknowledgementIdentification	Ecom_EntityIdentification	1..1	The unique identification of the Application Receipt Acknowledgement document.	WR 15-314
Association		ApplicationResponseDocumentLevel	0..*	Receipt acknowledgements, errors or warnings for each Business Document.	
Generalization		EcomDocument		Basic information about the content of the message including version number, creation date and time and the placeholder for non-standard attributes.	
Association		ApplicationResponseMessageHeaderLevel	0..1	Receipt acknowledgements, errors or warnings for the message header level.	



Note: Reference Shared Common Library Business Message (BMS) Release 3.4 and eCom Domain Common Library Business Message (BMS) Release 3.4 for all common information.

4.2 Application Response Document Level

Class Diagram



GDD Report

The content of the `ApplicationResponseDocumentLevel` class, its structure and component definitions can be accessed in the Global Data Dictionary:

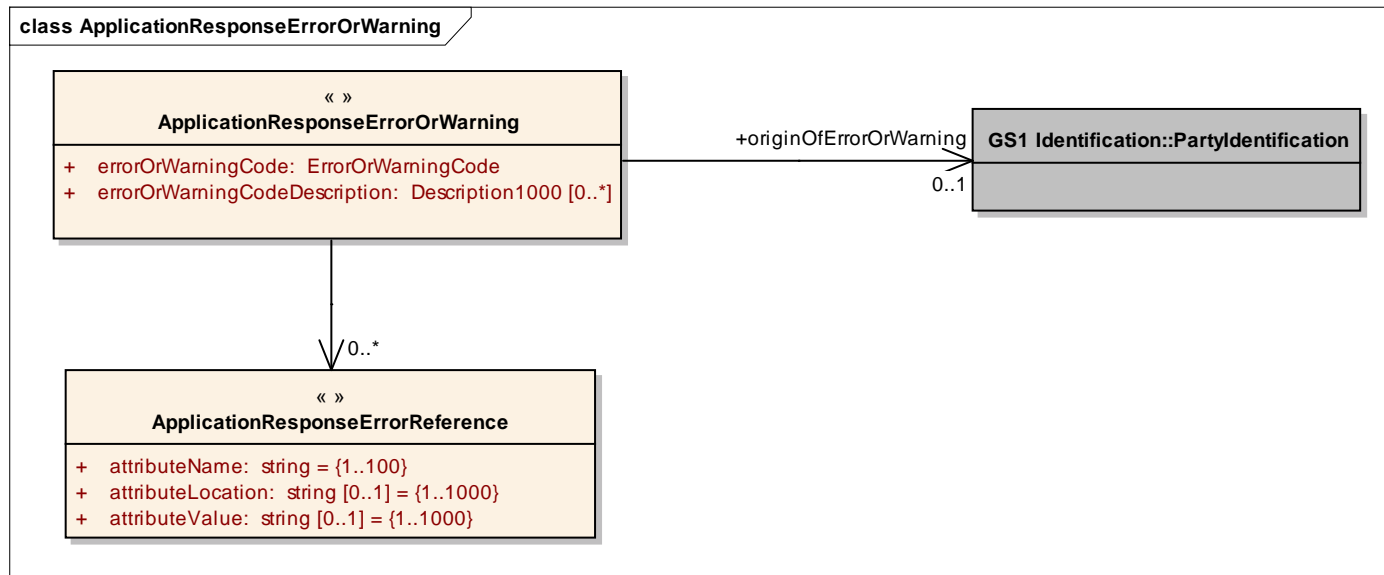
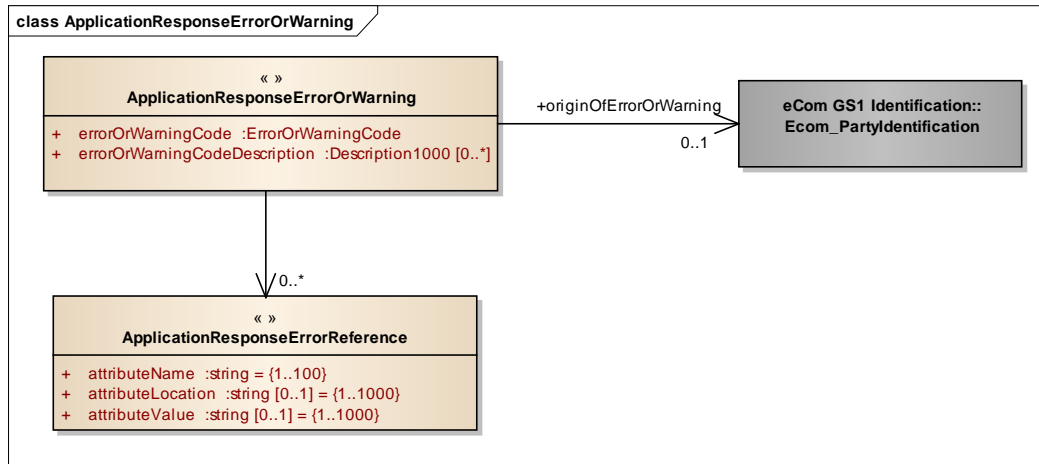
http://apps.gs1.org/GDD/bms/Version3_4/Pages/bieDetails.aspx?semanticURN=urn:gs1:gdd:bie:ApplicationResponseDocumentLevel

Content	Attribute / Role	Datatype /Secondary class	Multiplicity	Definition	Requirements
ApplicationResponseDocumentLevel				This structure is used to communicate receipt acknowledgements, errors or warnings for a Business Document.	
Association	originalEntityIdentification	Ecom_EntityIdentification	1	The identification of the document being responded to, as stated in the original document.	

Content	Attribute / Role	Datatype /Secondary class	Multiplicity	Definition	Requirements
Association		ApplicationResponseErrorOrWarning	0..*	The ErrorOrWarning is applied by the Responder when a StatusType is equal to ERROR or WARNING. This class of attributes is not applicable when the StatusType is RECEIVED.	
Attribute	applicationResponseStatusCode	ApplicationResponseStatusEnumeration	1..1	Code specifying the status of the received GS1 Business Document. Values are RECEIVED, ERROR or WARNING.	
Attribute	avpList	Ecom_AttributeValuePairList	0..1	Temporary attributes introduced between minor versions.	
Attribute	originalDocumentCreationDateTime	dateTime	1..1	The creation date time of the document being responded to, as stated in the original document.	
Attribute	originalDocumentType	EntityTypeCode	1..1	Code specifying the type of GS1 Business Document being responded to.	
Attribute	originalDocumentActionCode	DocumentActionEnumeration	0..1	The document action code as stated in the original document being responded to.;added in MR3	
Attribute	originalDocumentStatusCode	DocumentStatusEnumeration	0..1	The document status code as stated in the original document being responded to.;added in MR3	
Attribute	originalDocumentReceivedDateTime	dateTime	0..1	The date time at which the Responder received the original document being responded to.	
Attribute	errorCount	positiveInteger	0..1	The number of errors or warnings detected in the Business Document.	

4.3 Application Response Error Or Warning

Class Diagram



GDD Report

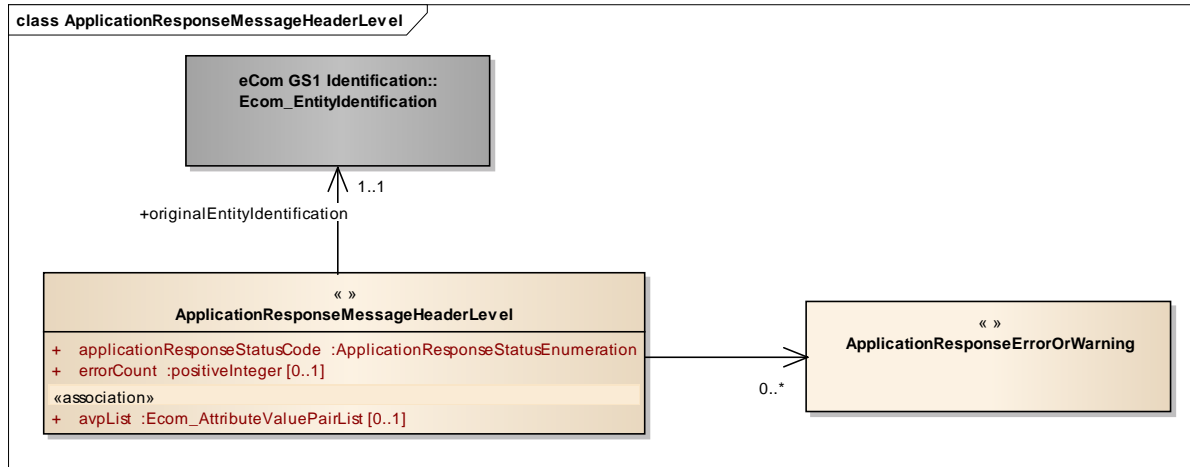
The content of the ApplicationResponseErrorOrWarning class, its structure and component definitions can be accessed in the Global Data Dictionary:

http://apps.gs1.org/GDD/bms/Version3_4/Pages/bieDetails.aspx?semanticURN=urn:gs1:gdd:bie:ApplicationResponseErrorOrWarning

Content	Attribute / Role	Datatype /Secondary class	Multipli city	Definition	Requirement s
ApplicationResponseErrorOrWarning				Details describing the nature and location of an error or warning.	
Association		ApplicationResponseErrorReference	0..*	Exact references to the cause of an error or warning.	
Association	originOfErrorOrWarning	Ecom_PartyIdentification	0..1	The originOfErrorOrWarning may be used by the Responder to communicate the exact party that detected the error or warning. The exact origin of the error or warning may be a sub-division of the Responder's organisation, or the exact origin may be a third party partner.	WR 15-340
Attribute	errorOrWarningCode	ErrorOrWarningCode	1..1	Code specifying the type of error or warning.	
Attribute	errorOrWarningCodeDescription	Description1000	0..*	Textual description of the error or warning code.	
ApplicationResponseErrorReference				An exact reference to the cause of an error or warning.	
Attribute	attributeName	string	1..1	The proper business name of an attribute.	
Attribute	attributeLocation	string	0..1	The exact location of the attribute in the GS1 Business Message for which an error or warning was detected. One standard method of providing the AttributeLocation is by providing the XPath of the attribute.	
Attribute	attributeValue	string	0..1	The original value of an attribute for which an error or warning was detected.	

4.4 Application Response Message Header Level

Class Diagram



GDD Report

The content of the ApplicationResponseMessageHeaderLevel class, its structure and component definitions can be accessed in the Global Data Dictionary:

http://apps.gs1.org/GDD/bms/Version3_4/Pages/bieDetails.aspx?semanticURN=urn:gs1:gdd:bie:ApplicationResponseMessageHeaderLevel

Content	Attribute / Role	Datatype /Secondary class	Multiplicity	Definition	Requirements
ApplicationResponseMessageHeaderLevel				This structure is used to communicate receipt acknowledgements, errors or warnings for the message header level.;renamed from SBDHApplicationReceiptAcknowledgement	
Association		ApplicationResponseErrorOrWarning	0..*	The ErrorOrWarning is applied by the Responder when a StatusType is equal to ERROR or WARNING. This class of attributes is not applicable when the StatusType is RECEIVED.	
Association	originalEntityIdentification	Ecom_EntityIdentification	1..1	The identification of the message being responded to, as stated in the standard business document header of the original message.	WR 15-340

Content	Attribute / Role	Datatype /Secondary class	Multiplicity	Definition	Requirements
Attribute	applicationResponseStatusCode	ApplicationResponseStatusEnumeration	1..1	Code specifying the status of the received message. Values are RECEIVED, ERROR or WARNING.	
Attribute	avpList	Ecom_AttributeValuePairList	0..1	Temporary attributes introduced between minor versions.	
Attribute	errorCount	positiveInteger	0..1	The number of errors or warnings detected in the header of the message.	



Note: Reference Shared Common Library Business Message (BMS) Release 3.4 and eCom Domain Common Library Business Message (BMS) Release 3.4 for all common information.

4.5 Enumerations (message specific)

4.5.1 ApplicationResponseStatusEnumeration

Code	Code Description
ERROR	An error acknowledgement.
RECEIVED	A received acknowledgement.
WARNING	A warning acknowledgement.

4.5.2 DocumentActionEnumeration

Code	Code Description
ADD	The creation of a new document.
CHANGE_BY_REFRESH	A change on a previously sent document by sending the entire updated document.
DELETE	The deletion of a previously sent document.

4.5.3 DocumentStatusEnumeration

Code	Code Description
ADDITIONAL_TRANSMISSION	Message already transmitted via another communication channel. This transmission provides electronically processable data only. The French tax authorities ask to distinguish the different transmission modes for the invoices in case of control
COPY	A copy of the original document issued by the sender.
ORIGINAL	The original document issued by the sender.

4.6 Code List

Class	Codelist	GDD Link
ApplicationResponseDocumentLevel	EntityTypeCode	http://apps.gs1.org/GDD/Pages/clDetails.aspx?semanticURN=urn:gs1:gdd:cl:EntityTypeCode
ApplicationResponseErrorOrWarning	ErrorOrWarningCode	http://apps.gs1.org/GDD/Pages/clDetails.aspx?semanticURN=urn:gs1:gdd:cl:ErrorOrWarningCode



Note: Refer to the Global Data Dictionary (GDD) for the code values.

5 Business Message Examples

5.1 Example 1

This is an example of an Application Receipt Acknowledgement message intended to confirm that the message has been received. The message is identified with the unique identification number RA0001.

Party Information

GS1 Global Location Number	Party Type
5412345000013	Buyer - message sender
4098765000010	Seller - message receiver

The message receiver – Seller (GLN 4098765000010) has received the Order message with identification number PO3352 from the sender – Buyer (GLN 5412345000013). As previously agreed between the two parties, the receiving application sends a message to the sending application that theOrder has been received. This does not equal to the acceptance of the Order.

Message example 1

Attribute	Value
ApplicationReceiptAcknowledgement	
creationDateTime	2011-03-11 11:43
documentStatusCode	ORIGINAL
EntityIdentification (+applicationReceiptAcknowledgementIdentification)	
entityIdentification	RA0001
TransactionalParty (+contentOwner)	
gln	4098765000010
ApplicationResponseDocumentLevel	
applicationResponseStatusCode	RECEIVED
originalDocumentCreationDateTime	2011-03-11 11:00
originalDocumentType	35
EntityIdentification (+originalEntityIdentification)	
entityIdentification	PO3352
TransactionalParty (+contentOwner)	
gln	5412345000013

5.2 Example 2

This is an example of an Application Receipt Acknowledgement message intended to report an error in the original message. The message is identified with the unique identification number RA0009.

The message receiver – Seller (GLN 4098765000010) has received the Order message with identification number PO3352 from the sender – Buyer (GLN 5412345000013). As previously agreed between the two parties, the receiving application sends a message to the sending application that theOrder was received and an error was detected – the message was incomplete.

Message example 2

Attribute	Value
ApplicationReceiptAcknowledgement	
creationDateTime	2011-03-11 11:43
documentStatusCode	ORIGINAL
EntityIdentification (+applicationReceiptAcknowledgementIdentification)	
entityIdentification	RA0009
TransactionalParty (+contentOwner)	
gln	4098765000010
ApplicationResponseDocumentLevel	
applicationResponseStatusCode	ERROR
originalDocumentCreationDateTime	2011-03-11 11:00
originalDocumentType	35
EntityIdentification (+originalEntityIdentification)	
entityIdentification	PO3352
TransactionalParty (+contentOwner)	
gln	5412345000013
ApplicationResponseErrorOrWarning	
errorOrWarningCode	INCOMPLETE_MESSAGE

6 Implementation Considerations

6.1 User Guide

The Functional User Guide contains more information about the structure and content of the Application Receipt Acknowledgement message: http://www.gs1.org/docs/ecom/xml/3/3.4/eCom-Trade_messages.html#ApplicationReceiptAcknowledgement

6.2 Message Specific Considerations

6.2.1 Error Detection



Note: Please refer to the SBDH Technical Implementation Guide for guidance on usage of the data elements contained in the header. This document can be found at:

http://www.gs1.org/qsmp/kc/ecom/xml/xml_sbdh

How To Determine An Application Receipt Acknowledgement Error	
Standard Business Document Header	
1	What are the data fields of the Standard Business Document Header? Which data fields of the Standard Business Document Header are utilized in the Business Process?
2	What Business Rules are associated with the individual data fields of the Standard Business Document Header?

How To Determine An Application Receipt Acknowledgement Error	
3	Are the data fields in the Standard Business Document Header consistent with the data provided in the message? (e.g. do the enclosed Business Documents match the specified type?)
4	What are the SBDH-Level Instance Identifier uniqueness rules? What are the rules and expectations for the SBDH-Level Instance Identifier for the GS1 Business Process?
Business Document	
1	What are <u>typical errors</u> associated with the Business Document?
2	What are the <u>data fields</u> in this business documents? What are the constraints and rules associated with individual data fields?
3	What are the <u>dependency constraints</u> and rules between the different data fields of the Business Document?
4	What are the specialized data field rules associated with <u>each Command Type</u> (ADD, CHANGE_BY_REFRESH, DELETE)?
5	What are the <u>Document-Level Identifier</u> uniqueness rules? What are the rules and expectations for the Document-Level UniqueCreatorIdentification & the ContentOwner for the GS1 Business Process?
6	What is the expected response to each error?

6.2.2 Implementation

Implementation Steps	
1	Identify the <u>Business Document</u> for which the Application Receipt Acknowledgement And Or Error definition will apply
2	Determine the Document-Level <u>Data Field(s)</u> for which an Application Receipt Acknowledgement And Or Error is being defined? Also, determine the <u>Data Field Name</u> .
3	Fully describe the <u>Logical Business Rule</u> for which the Application Receipt Acknowledgement And Or Error is being defined.
4	Identify the <u>Business Process(es)</u> that requires an error or advice definition. If applicable, determine the <u>step within the collaboration</u> (a.k.a. dialog).
5	Identify the <u>Actors</u> in the Business Process such that all parties are identified as message Initiator, Responder or Proxy.
6	Determine how the Business Document will be <u>uniquely identified</u> (see "How to uniquely identify a GS1 XML Business Document")
7	Determine the <u>Xpath location</u> (or other identification method) of the data element in the XML Business Document structure for which the error or advice is being defined.
8	Identify a <u>unique code</u> for the new error or advice definition. Codes should be globally unique across business processes. Business processes will be uniquely identified in the Standard Business Document Header.
9	Develop one or more <u>Error/Advice Descriptions</u> for each error or advice code.

7 Summary of Changes

Any change in the GS1 standards is done based on the Work Request (WR) submitted by the GS1 User Companies or Member Organisations. All Work Requests are documented in the Work Request system available on the GS1 website: <http://wr.gs1.org>. The system is accessible to registered users. New visitors need to register first, to be able to access it. WRs can be searched by the number referenced in tables below, see: Search Work Requests. The number starts with the two last digits of the year when it was submitted, followed by the consecutive number within that year.



Note: WRs submitted earlier than February 2012 should be searched in Old Change Requests.

7.1 BMS Release 3.0

Change	Associated CR Number
<p>BMS Release 3.0: Updates to reflect changes in modelling methodology</p> <ul style="list-style-type: none"> Added DocumentActionEnumeration and DocumentStatusEnumeration to section code lists. Updated section 7.2 to reflect changes in the codes in Document Action Code List. Replaced 1 occurrence of ean.ucc by GS1 in both sections 1.4 and 7.1 Replaced multiDescription1000 with repeatable description1000. 	n/a

7.2 BMS Release 3.1

No work requests. Indirect changes due to upgrade to new Shared and eCom Common libraries.

7.3 BMS Release 3.2

Change	Associated WR
<div> <div>class ApplicationReceiptAcknowledgement - maintenance view</div> <div> <div>«root», »</div> <div>ApplicationReceiptAcknowledgement</div> <div> <div>maintenance</div> <div>Change: (Verified) 3.2 changed generalisation from Document to eComDocument class to include AVP (WR 14-110)</div> </div> </div> </div>	<p>14-000110</p> <p>Add Attribute Value Pair at the root, line item and sub line item levels</p>

Change	Associated WR
<p>class ApplicationResponseMessageHeaderLevel - maintenance view</p> <pre> classDiagram class ApplicationResponseMessageHeaderLevel { << >> + applicationResponseStatusCode: ApplicationResponseStatusEnumeration + errorCount: positiveInteger [0..1] << association >> + avpList: Ecom_AttributeValuePairList [0..1] } ApplicationResponseMessageHeaderLevel maintenance </pre> <p>Change: (Verified) 3.2 added +avpList (WR 14-110)</p>	<p>14-000110</p> <p>Add Attribute Value Pair at the root, line item and sub line item levels</p>
<p>class ApplicationResponseDocumentLevel - maintenance view</p> <pre> classDiagram class ApplicationResponseDocumentLevel { << >> + applicationResponseStatusCode: ApplicationResponseStatusEnumeration + originalDocumentCreationDateTime: dateTime + originalDocumentType: EntityTypeCode + originalDocumentActionCode: DocumentActionEnumeration [0..1] + originalDocumentStatusCode: DocumentStatusEnumeration [0..1] + originalDocumentReceivedDateTime: dateTime [0..1] + errorCount: positiveInteger [0..1] << association >> + avpList: Ecom_AttributeValuePairList [0..1] } ApplicationResponseDocumentLevel maintenance </pre> <p>Change: (Verified) 3.2 added +avpList (WR 14-110)</p>	<p>14-000110</p> <p>Add Attribute Value Pair at the root, line item and sub line item levels</p>

7.4 BMS Release 3.3

Change	Associated WR
<p>Created Ecom_EntityIdentification class and changed association from the previous EntityIdentification</p> <pre> classDiagram class ApplicationReceiptAcknowledgement { << root, >> maintenance } class Ecom_EntityIdentification { eCom GS1 Identification:: Ecom_EntityIdentification maintenance } ApplicationReceiptAcknowledgement "1..1" --> "1" Ecom_EntityIdentification : +applicationReceiptAcknowledgementIdentification </pre> <p>Change: (Complete) 3.2 changed generalisation from Document to eComDocument class to include AVP (WR 14-110) Change: (New) 3.3 changed association from EntityIdentification to Ecom_EntityIdentification (WR 15-314)</p>	<p>15-000314</p> <p>Make GS1 identification keys optional in GS1 EDI XML</p>

Change	Associated WR
<p>Created Ecom_EntityIdentification class and changed association from the previous EntityIdentification</p> <pre> class ApplicationResponseDocumentLevel - maintenance view «class» + eCom GS1 Identification::Ecom_EntityIdentification maintenance Change: (New) 3.3 New class (WR 15-314) +originalEntityIdentification 1..1 «class» ApplicationResponseDocumentLevel + applicationResponseStatusCode :ApplicationResponseStatusEnumeration + originalDocumentCreationDateTime :dateTime + originalDocumentType :EntityTypeCode + originalDocumentActionCode :DocumentActionEnumeration [0..1] + originalDocumentStatusCode :DocumentStatusEnumeration [0..1] + originalDocumentReceivedDateTime :dateTime [0..1] + errorCount :positiveInteger [0..1] «association» + avpList :Ecom_AttributeValuePairList [0..1] maintenance Change: (Complete) 3.2 added +avpList (WR 14-110) Change: (New) 3.3 changed association from EntityIdentification to Ecom_EntityIdentification (WR 15-314) </pre>	<p>15-000314</p> <p>Make GS1 identification keys optional in GS1 EDI XML</p>
<p>Created Ecom_PartyIdentification class and changed association from the previous PartyIdentification</p> <pre> class ApplicationResponseErrorOrWarning - maintenance view «class» ApplicationResponseErrorOrWarning + errorOrWarningCode :ErrorOrWarningCode + errorOrWarningCodeDescription :Description1000 [0..1] maintenance Defect: (New) 3.3 changed associations from PartyIdentification to Ecom_PartyIdentification (WR 15-314) +originOfErrorOrWarning 0..1 «class» eCom GS1 Identification::Ecom_PartyIdentification maintenance Change: (New) 3.3 New class (WR 15-314) </pre>	<p>15-000314</p> <p>Make GS1 identification keys optional in GS1 EDI XML</p>
<p>Created Ecom_EntityIdentification class and changed association from the previous EntityIdentification</p> <pre> class ApplicationResponseMessageHeaderLevel - maintenance view «class» ApplicationResponseMessageHeaderLevel + applicationResponseStatusCode :ApplicationResponseStatusEnumeration + errorCount :positiveInteger [0..1] «association» + avpList :Ecom_AttributeValuePairList [0..1] maintenance Change: (Complete) 3.2 added +avpList (WR 14-110) Change: (New) 3.3 changed association from EntityIdentification to Ecom_EntityIdentification (WR 15-314) +originalEntityIdentification 1..1 «class» eCom GS1 Identification::Ecom_EntityIdentification maintenance Change: (New) 3.3 New class (WR 15-314) </pre>	<p>15-000314</p> <p>Make GS1 identification keys optional in GS1 EDI XML</p>

7.5 BMS Release 3.4

No work requests. Indirect changes due to upgrade to new Shared and eCom Common libraries.

8 Appendices

Not Applicable

9 Acknowledgements

The following is a list of individuals (and their companies) who participated in the creation, review and approval of this BMS.

9.1.1 Work Group

Function	Name	Company / organisation
Co-chair	Rossner (Pottier), Natascha	GS1 France
Co-chair	Schmidt, Tom Eric	August Storck KG
Member	Bemrose, Jonathan	R&R Ice Cream
Member	Bodemer, Petra	dm-drogerie markt GmbH + Co. KG
Member	Boikanyo, Rebhone	GS1 South Africa / Consumer Goods Council of South Africa
Member	Canada, ON	M3B 3L1
Member	Carlson, Jim	General Mills, Inc.
Member	Chresta, Richard	GS1 Switzerland
Member	Cook, Don	Wal-Mart Stores, Inc.
Member	Cox, Marc	Philips Electronics N.V.
Member	Darnell, David	Systrends
Member	De Flou, Nele	GS1 Belgium & Luxembourg
Member	Dicks, Arne	GS1 Germany
Member	Duvinger, Karina	GS1 Sweden
Member	Foerderer, Klaus	GS1 Germany
Member	Gathmann, Stefan	GS1 Ireland
Member	Grangard, Anders	GS1 Global Office
Member	Harpell, Eileen	GS1 Community Room Staff
Member	Hand, Phil	JDA Software
Member	Herregodts, Kurt	GS1 Belgium & Luxembourg
Member	Kempkes, Fred	Unilever N.V.
Member	Kernan, Brendan	GS1 Ireland
Member	Kidd, Robin	Nestle
Member	Krid, Anne-Claire	GS1 France
Member	Lanoue, Tom	General Mills, Inc.
Member	Laur, Rita	GS1 Canada
Member	Lenman, Mia	GS1 Sweden
Member	Lerch, Hanjoerg	METRO Group
Member	Moberg, Dale	Axway
Member	Montes de Oca, Alejandra	GS1 Mexico
Member	Ng, Ella	GS1 Australia
Member	Peelen, Esther	GS1 Netherlands
Member	Pele kies, Andreas	GS1 Germany
Member	Perrier, Patricia	GS1 France

Function	Name	Company / organisation
Member	Przybilla, Christian	GS1 Germany
Member	Pujol, Xavier	GS1 Spain
Member	Racek, Greg	Wal-Mart Stores, Inc.
Member	Repetto, Mirko	GS1 Italy
Member	Robba, Steven	1WorldSync Holdings, Inc.
Member	Rosell, Pere	GS1 Spain
Member	Rosenberg, Steven	GS1 US
Member	Schmid, Sue	GS1 Australia
Member	Schneider, Christian	GS1 Switzerland
Member	Sehorz, Eugen	GS1 Austria
Member	Sharma, Vishal	General Mills, Inc.
Member	Shimazaki, Ayako	GS1 Japan
Member	Sion, Emilie	GS1 France
Member	Souza, Nadia	GS1 Brasil
Member	Strand, Roman	GS1 Germany
Member	Tan, Milton	GS1 Malaysia
Member	Tompsett, Simon	Waitrose
Member	Trelle, Ute	1WorldSync Holdings, Inc.
Member	Tse, Steve	GS1 Hong Kong
Member	Tyson, Betty	Knouse Foods Cooperative, Inc
Member	Van den Bergh, Senne	GS1 Belgium & Luxembourg
Member	Van der Eijk, Pim	OASIS - Sonnenglanz Consulting BV
Member	Veldhuis, Saskia	Procter & Gamble Co.
Member	Welch, Shan	GS1 UK
Member	Westerkamp, Jan	GS1 Netherlands
Member	Wilson, Mary	GS1 US
Member	Windsperger, Bekki	Best Buy Co., Inc.
Member	Yang, Shaopeng	GS1 China
Member	Yusdiar, Dani	GS1 Indonesia
Member	Zwanziger, Greg	SUPERVALU

9.1.2 Development Team Members

Function	Name	Organisation
GSMP Process Lead	Jean-Luc Champion	GS1 Global Office
Technical Development Lead	Ewa Iwicka	GS1 Global Office
Peer Review	Mark Van Eeghem	GS1 Global Office