



The Global Language of Business

Settlement Business Message Standard (BMS)

Release 3.3, Ratified, Mar 2017



Document Summary

Document Item	Current Value
Document Name	Settlement Business Message Standard (BMS)
Document Date	Mar 2017
Document Version	3.3
Document Issue	1
Document Status	Ratified

Work Request Reference

Date of WR Submission to GSMP:	WR Submitter(s):	Refer to Work Request (WR) Number(s):
20061119	Andy Kim, GS1 Australia	06-000305
20041215	Upstream, GS1	04-000229
07-Feb-2014	GS1 Germany	14-000021
20-Mar-2014	GS1 Slovenia	14-000044
25-Jun-2014	GS1 Global Office	14-000110

Business Requirements Document (BRAD) Reference

BRAD Title	BRAD Issue Date	BRAD Version
Settlement Retail Store Location	2007-01-11	Version 0.0.1
eCom Domain Common Library		Version 3.0
Shared Common Library		Version 3.0
Settlement – Business Requirement Document	2004-08-27	Version 1.3
BRAD Upstream Standards – Financial Settlement	2004-12-07	Version 0.1.0

Document Change History

Date of Change	Version	Changed By	Reason for Change	Summary of Change
12-Jan-2012	BMS 3.0 – Issue 1	Mark Van Eeghem	BMS Release 3.0	See summary of changes
01-May-2013	BMS 3.1 – Issue 1	Coen Janssen	BMS Release 3.1	See summary of changes
15-Sep-2014	BMS 3.2 – Issue 1	Ewa Iwicka	BMS Release 3.2	See summary of changes
01-Mar-2017	BMS 3.3 – Issue 1	Ewa Iwicka	BMS Release 3.3	See summary of changes

Disclaimer

GS1®, under its IP Policy, seeks to avoid uncertainty regarding intellectual property claims by requiring the participants in the Work Group that developed this **Settlement Business Message Standard (BMS)** to agree to grant to GS1 members a royalty-free licence or a RAND licence to Necessary Claims, as that term is defined in the GS1 IP Policy. Furthermore, attention is drawn to the possibility that an implementation of one or more features of this Specification may be the subject of a patent or other intellectual property right that does not involve a Necessary Claim. Any such patent or other intellectual property right is not subject to the licencing obligations of GS1. Moreover, the agreement to grant licences provided under the GS1 IP Policy does not include IP rights and any claims of third parties who were not participants in the Work Group.

Accordingly, GS1 recommends that any organization developing an implementation designed to be in conformance with this Specification should determine whether there are any patents that may encompass a specific implementation that the organisation is developing in compliance with the Specification and whether a licence under a patent or other intellectual property right is needed. Such a determination of a need for licencing should be made in view of the details of the specific system designed by the organisation in consultation with their own patent counsel.

THIS DOCUMENT IS PROVIDED "AS IS" WITH NO WARRANTIES WHATSOEVER, INCLUDING ANY WARRANTY OF MERCHANTABILITY, NONINFRINGEMENT, FITNESS FOR PARTICULAR PURPOSE, OR ANY WARRANTY OTHERWISE ARISING OUT OF THIS SPECIFICATION. GS1 disclaims all liability for any damages arising from use or misuse of this Standard, whether special, indirect, consequential, or compensatory damages, and including liability for infringement of any intellectual property rights, relating to use of information in or reliance upon this document.

GS1 retains the right to make changes to this document at any time, without notice. GS1 makes no warranty for the use of this document and assumes no responsibility for any errors which may appear in the document, nor does it make a commitment to update the information contained herein.

GS1 and the GS1 logo are registered trademarks of GS1 AISBL.

Table of Contents

1	Business Domain View	5
1.1	Introduction	5
1.2	References	5
2	Business Context	5
3	Business Transaction View	6
3.1	Business Transaction – Third Party Settlement.....	6
3.2	Business Transaction - Remittance Notification	8
4	Business Information View	9
4.1	Settlement	9
4.2	Settlement Line Item	11
4.3	Enumerations (message specific)	14
4.4	Code Lists	14
5	Business Message Examples	14
5.1	Example.....	14
6	Implementation Considerations.....	16
6.1	User Guide	16
6.2	Message Specific Considerations	16
7	Summary of Changes	17
7.1	BMS Release 3.0	17
7.2	BMS Release 3.1	17
7.3	BMS Release 3.2	17
7.4	BMS Release 3.3	18
8	Appendices	19
9	Acknowledgements.....	19
9.1.1	Work Group	19
9.1.2	Development Team Members	21

1 Business Domain View

1.1 Introduction

Message Definition

The Settlement message allows sending payment instruction and / or remittance information. The remittance information can optionally include information on adjustments and/or discounts.

1.2 References

Reference Number	Reference Name	Description
[Ref1]	Business Requirement Document Settlement	Version 1.3
[Ref2]	BRAD Upstream Standards –Financial Settlement 0.1.0	Financial requirements for the Upstream IRT
[Ref3]	BRAD Settlement Retail Store Location	Version 0.0.1
[Ref4]	BMS eCom Domain Common Library	BMS Release Version 3.3
[Ref5]	BMS Shared Common Library	BMS Release Version 3.3

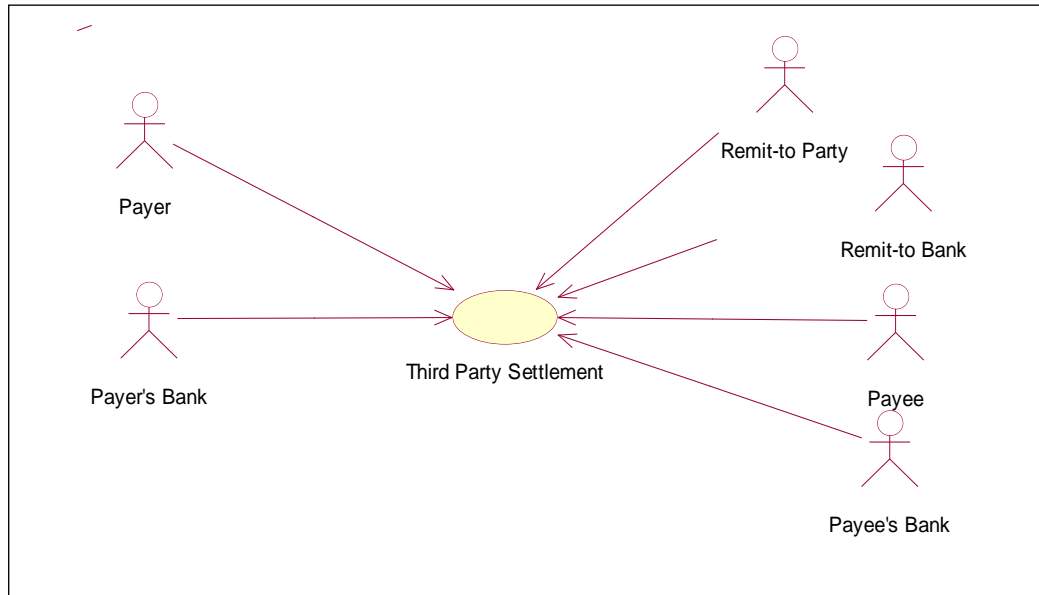
2 Business Context

Context Category	Value(s)
Industry	All
Geopolitical	All
Product	All
Process	Pay
System Capabilities	GS1 System
Official Constraints	None

3 Business Transaction View

3.1 Business Transaction – Third Party Settlement

Use Case Diagram



Use Case Description

Use Case ID	UC-1
Use Case Name	Third Party Settlement
Use Case Description	The goal of this Settlement use case is to send payment and remittance without adjustment, send remittance with adjustments and/or discounts, send payment and remittance with adjustment and/or discounts, send payment, send remittance without adjustments and/or discounts.
Actors (Goal)	The primary actors in the 'Settlement' process are the trading partners, comprised of Payer, Payee and Remit-To, along with the Payer's Bank, Payee's Bank and Remit-To's Bank.
Performance Goals	None
Preconditions	The Settlement process begins when the Payer has received one or more Payment Requests from Payee or Remit-To party. The Payee has already advised the Payer that the payment should be made to the Remit-To party.
Post conditions	Payer sends to Payee or Remit-To party the settlement information based on one of the following scenarios. 1. Payment and Remittance 2. Remittance only 3. Payment only

Scenario	Begins when... Payer has received a Payment Request from the Payee and processes it.																																				
	Continues with...																																				
	<table><tr><th>Step #</th><th>Actor</th><th>Activity Step</th></tr><tr><td>1</td><td>Payer</td><td>Receives a Request for Payment from the Payee.</td></tr><tr><td>2</td><td>Payer</td><td>Receives Request for Payment.</td></tr><tr><td>3</td><td>Payer</td><td>Reconciles Request for Payment.</td></tr><tr><td>4</td><td>Payer</td><td>Authorizes payment amount, including remittance detail if necessary.</td></tr><tr><td>5</td><td>Payer</td><td>Instructs Payer's Bank with payment amount and/or remittance detail and adjustment.</td></tr><tr><td>6</td><td>Payer</td><td>If payment through a third party, the Payer sends a copy of Settlement document to the Payee.</td></tr><tr><td>7</td><td>Payer's Bank</td><td>Receives instructions for payment amount and/or remittance detail.</td></tr><tr><td>8</td><td>Payer's Bank</td><td>Sends payment (and remittance detail) to Payee's, Remit-To's Bank.</td></tr><tr><td>9</td><td>Payee's Bank</td><td>Receives payment and remittance detail from Payer's Bank.</td></tr><tr><td>10</td><td>Payee's Bank or Remit-To's Bank</td><td>Advises Payee or Remit-To party of payment (and remittance detail) received from Payer's Bank.</td></tr><tr><td>11</td><td>Payee</td><td>Receives notification of payment and remittance detail from Payee's Bank.</td></tr></table>	Step #	Actor	Activity Step	1	Payer	Receives a Request for Payment from the Payee.	2	Payer	Receives Request for Payment.	3	Payer	Reconciles Request for Payment.	4	Payer	Authorizes payment amount, including remittance detail if necessary.	5	Payer	Instructs Payer's Bank with payment amount and/or remittance detail and adjustment.	6	Payer	If payment through a third party, the Payer sends a copy of Settlement document to the Payee.	7	Payer's Bank	Receives instructions for payment amount and/or remittance detail.	8	Payer's Bank	Sends payment (and remittance detail) to Payee's, Remit-To's Bank.	9	Payee's Bank	Receives payment and remittance detail from Payer's Bank.	10	Payee's Bank or Remit-To's Bank	Advises Payee or Remit-To party of payment (and remittance detail) received from Payer's Bank.	11	Payee	Receives notification of payment and remittance detail from Payee's Bank.
	Step #	Actor	Activity Step																																		
	1	Payer	Receives a Request for Payment from the Payee.																																		
	2	Payer	Receives Request for Payment.																																		
	3	Payer	Reconciles Request for Payment.																																		
	4	Payer	Authorizes payment amount, including remittance detail if necessary.																																		
	5	Payer	Instructs Payer's Bank with payment amount and/or remittance detail and adjustment.																																		
	6	Payer	If payment through a third party, the Payer sends a copy of Settlement document to the Payee.																																		
	7	Payer's Bank	Receives instructions for payment amount and/or remittance detail.																																		
	8	Payer's Bank	Sends payment (and remittance detail) to Payee's, Remit-To's Bank.																																		
	9	Payee's Bank	Receives payment and remittance detail from Payer's Bank.																																		
10	Payee's Bank or Remit-To's Bank	Advises Payee or Remit-To party of payment (and remittance detail) received from Payer's Bank.																																			
11	Payee	Receives notification of payment and remittance detail from Payee's Bank.																																			
Ends when The payer sends payment and remittance without adjustments or discounts, payment and remittance with adjustments or discounts, remittance only, remittance with adjustments or payment only to the Payee.																																					
Alternative Scenario	No Alternative Scenario																																				
Related Requirements	No Related Requirements																																				
Related Rules	No Related Rules																																				

Activity Diagram(s)

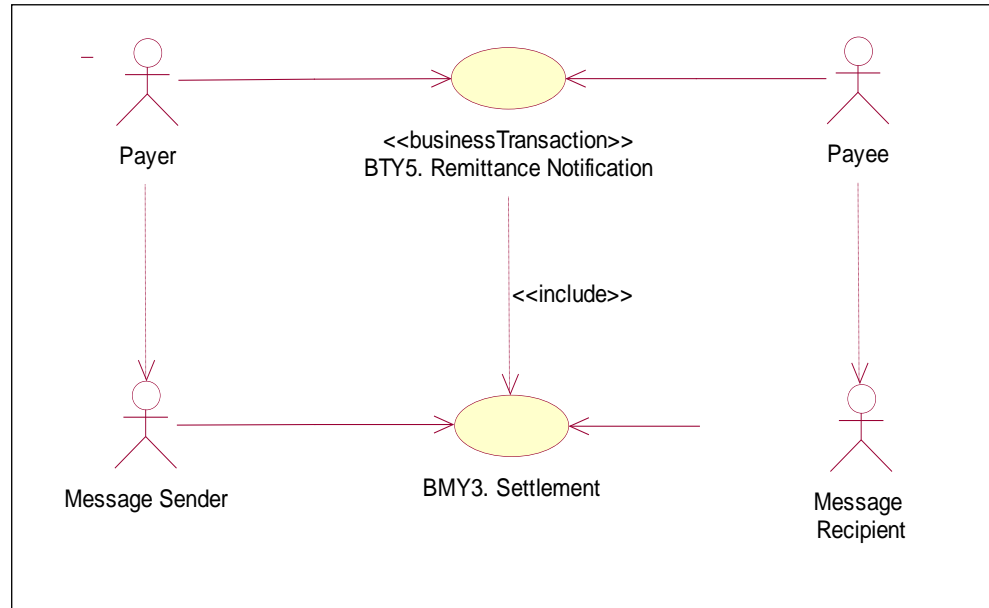
Not Applicable

Sequence Diagram(s)

Not Applicable

3.2 Business Transaction - Remittance Notification

Use Case Diagram



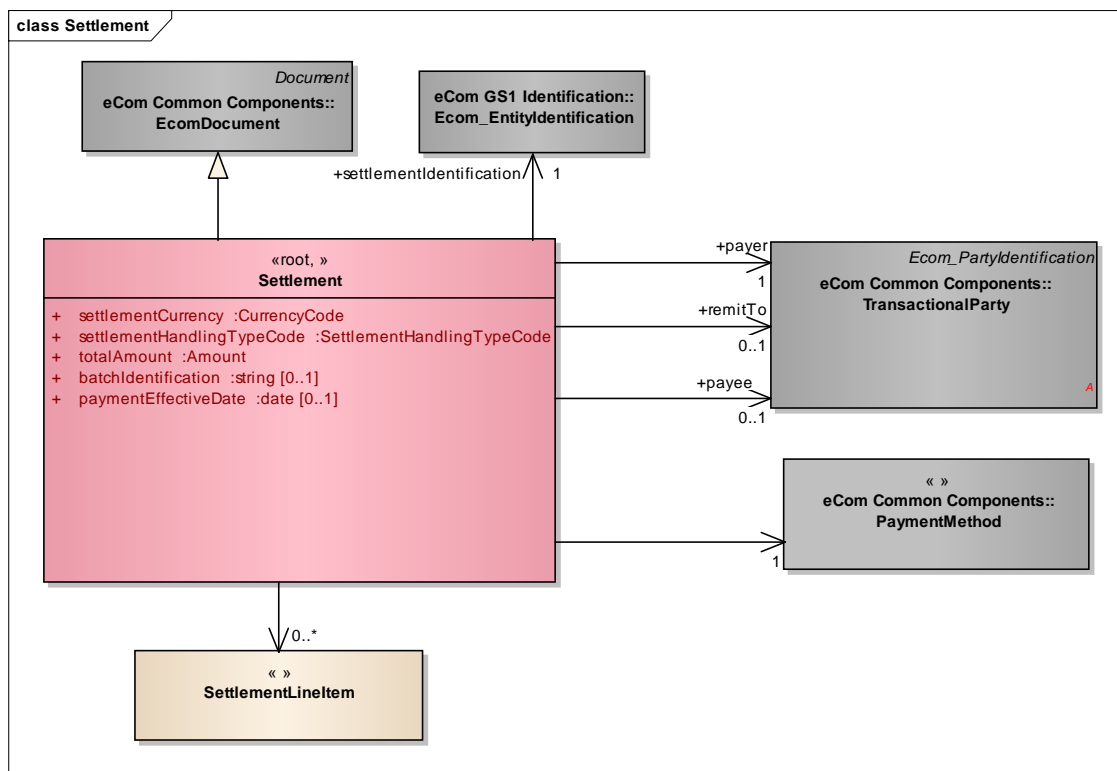
Use Case Description

Use Case ID	BTY5											
Use Case Name	Remittance Notification											
Use Case Description	The Remittance Notification is used to enable a payer to notify a payee of a forthcoming payment that is to be made for goods that were previously received. The Remittance Notification provides a detailed accounting description of any payments made in line with contracts, invoices and goods delivered to the payer. It should only be sent in line with the processing of a payment to a payee.											
Actors (Goal)	Payer: To send the Settlement message (containing the Remittance Notification). Payee: To receive the Settlement message (containing the Remittance Notification).											
Performance Goals	None											
Preconditions	Remittance notification created											
Post conditions	Remittance notification received											
Scenario	Begins when: the Payer generates a based on the payment he will make. Continues with: <table><tr><th>Step #</th><th>Actor</th><th>Activity Step</th></tr><tr><td>1</td><td>Payer</td><td>Sends the Settlement message to the payee.</td></tr><tr><td>2</td><td>Payee</td><td>Receives the Settlement message.</td></tr></table> Ends when: The Payee receives the Settlement message.			Step #	Actor	Activity Step	1	Payer	Sends the Settlement message to the payee.	2	Payee	Receives the Settlement message.
Step #	Actor	Activity Step										
1	Payer	Sends the Settlement message to the payee.										
2	Payee	Receives the Settlement message.										
Alternative Scenario	No Alternative Scenario											
Business Transaction Rules	1.	For this transaction the transaction handling type REMITTANCE_ONLY must be used.										

4 Business Information View

4.1 Settlement

Class diagram



GDD report

The content of the Settlement class, its structure and component definitions can be accessed in the Global Data Dictionary:

http://apps.gs1.org/GDD/bms/Version3_3/Pages/bieDetails.aspx?semanticURN=urn:gs1:gdd:bie:Settlement

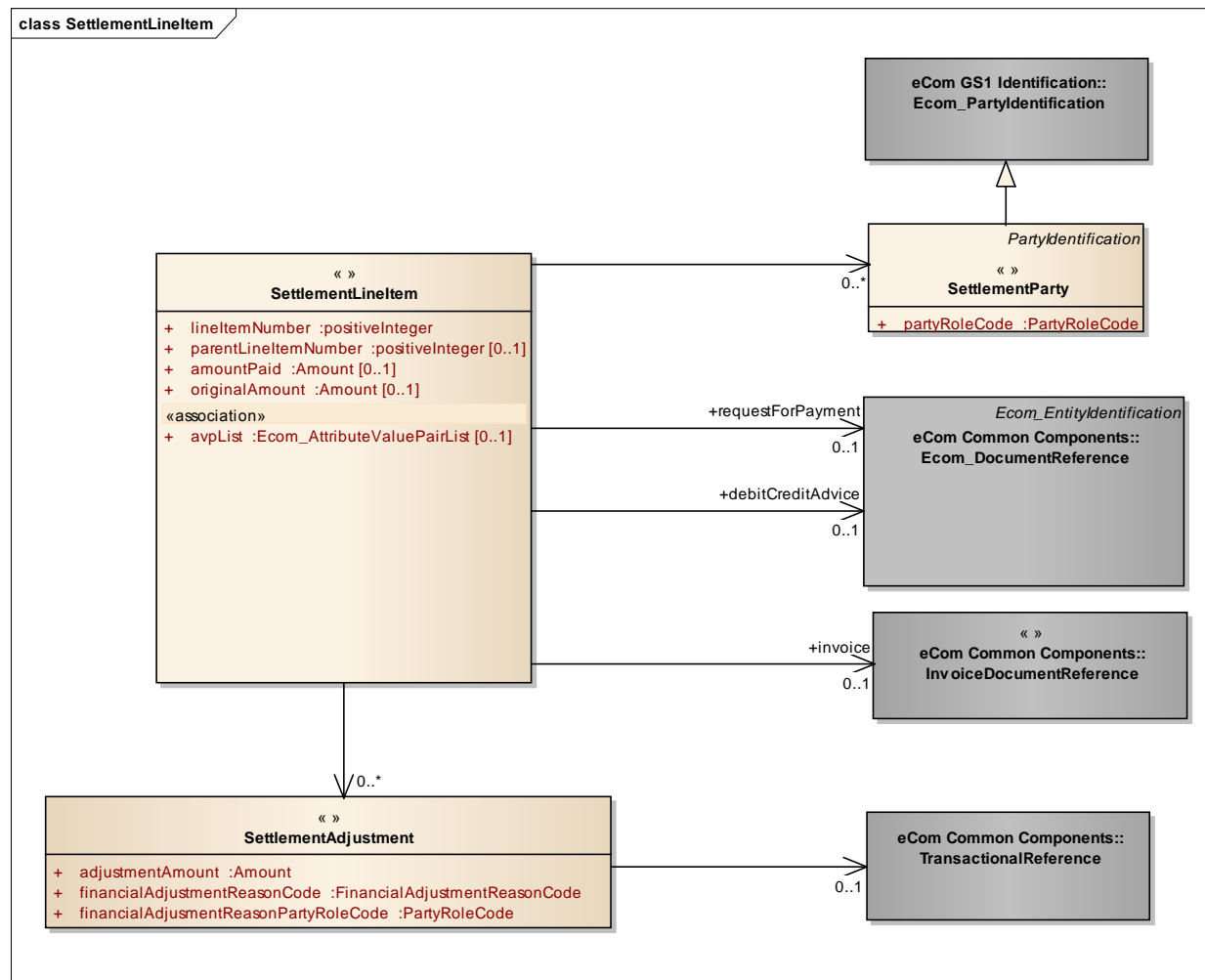
Content	Attribute / Role	Datatype /Secondary class	Multiplicity	Definition	Requirements
Settlement				The goal of the Settlement message is to send payment instruction and / or remittance information.	
Association	payer	TransactionalParty	1..1	Party initiating payment.	
Association	remitTo	TransactionalParty	0..1	The party (account owner) that receives a payment when such party is not the same as the seller.	
Generalization		EcomDocument		Basic information about the content of the message including version number, creation date and time.	WR 14-000110
Association	payee	TransactionalParty	0..1	Party receiving the payment.	
Association	settlementIdentification	Ecom_EntityIdentification	1..1	The unique identification of the Settlement document.	WR 15-000314
Association		PaymentMethod	1..1	Identifies the means of payment that applies to the settlement.	
Association		SettlementLineItem	0..*	Information about the amounts and the underlying requests being settled or paid.	
Attribute	settlementCurrency	CurrencyCode	1..1	Currency in which the amounts in the message are stated.	
Attribute	settlementHandlingTypeCode	SettlementHandlingTypeCode	1..1	Code describing the type of financial settlement that is being conducted.	renamed from transactionHandlingType
Attribute	totalAmount	Amount	1..1	Total amount that will be settled.	
Attribute	batchIdentification	string	0..1	An identifier assigned to settlement instructions processed as a batch.	
Attribute	paymentEffectiveDate	date	0..1	Date that the payment has been or will be carried out.	



Note: Reference Shared Common Library Business Message (BMS) Release 3.3 and eCom Domain Common Library Business Message (BMS) Release 3.3 for all common information.

4.2 Settlement Line Item

Class Diagram



GDD Report

The content of the SettlementLineItem class, its structure and component definitions can be accessed in the Global Data Dictionary:

http://apps.gs1.org/GDD/bms/Version3_3/Pages/bieDetails.aspx?semanticURN=urn:gs1:gdd:bie:SettlementLineItem

Content	Attribute / Role	Datatype / Secondary class	Multiplicity	Definition	Requirements
SettlementLineItem				Information about the amounts and the underlying requests being settled or paid.	
Association	requestForPayment	Ecom_DocumentReference	0..1	Reference to the request for payment that is being paid or settled.	WR 15-000314
Association		SettlementAdjustment	0..*	Information on adjustments or discounts that have or will be applied to a payment / settlement.	
Association		SettlementParty	0..*	Provides the Settlement parties applicable for this specific settlement line item.	
Association	invoice	InvoiceDocumentReference	0..1	Reference to the invoice that is being paid or settled.	
Association	debitCreditAdvice	Ecom_DocumentReference	0..1	Reference to the debit credit advice that is being paid or settled.	WR 15-000314
Attribute	lineItemNumber	positiveInteger	1..1	Provides the line number associated to the Settlement Line Item.	
Attribute	amountPaid	Amount	0..1	The actual amount being paid or settled.	
Attribute	originalAmount	Amount	0..1	The original amount as stated in the referenced payment request.	
Attribute	parentLineItemNumber	positiveInteger	0..1	The number of line item containing information about the parent of the current item. It allows establishing hierarchical link between the two items.	WR 14-000021 WR 14-000044
Attribute	avpList	Ecom_AttributeValuePairList	0..1	Temporary attributes introduced between minor versions.	WR 14-000110
SettlementAdjustment				Information on an adjustment or discount that has or will be applied to a payment / settlement.	renamed from AdjustmentAndDiscount

Content	Attribute / Role	Datatype /Secondary class	Multiplicity	Definition	Requirements
Association		TransactionalReference	0..1	Reference related to the settlement adjustment.	
Attribute	adjustmentAmount	Amount	1..1	Monetary amount of the adjustment including currency.	
Attribute	financialAdjustmentReasonCode	FinancialAdjustmentReasonCode	1..1	Code specifying the reason for the adjustment.	renamed from messageReason
Attribute	financialAdjustmentReasonPartyRoleCode	PartyRoleCode	1..1	Code specifying the role of the party that assigned the adjustment.	MR3 renamed from sourceCode
SettlementParty				Information about the party involved in the settlement. Provides the party type and the party GLN	renamed from SettlementEntity
Generalization		Ecom_PartyIdentification			WR 15-000314
Attribute	partyRoleCode	PartyRoleCode	1..1	Code specifying the role of the party.	renamed from entityType



Note: Reference Shared Common Library Business Message (BMS) Release 3.3 and eCom Domain Common Library Business Message (BMS) Release 3.3 for all common information.

4.3 Enumerations (message specific)

Not applicable

4.4 Code Lists

Class	Codelist	GDD Link
Settlement	CountryCode	http://apps.gs1.org/GDD/Pages/clDetails.aspx?semanticURN=urn:gs1:gdd:cl:CountryCode
Settlement	SettlementHandlingTypeCode	http://apps.gs1.org/GDD/Pages/clDetails.aspx?semanticURN=urn:gs1:gdd:cl:SettlementHandlingTypeCode
SettlementParty SettlementLineItem	PartyRoleCode	http://apps.gs1.org/GDD/Pages/clDetails.aspx?semanticURN=urn:gs1:gdd:cl:PartyRoleCode
SettlementLineItem	FinancialAdjustmentReasonCode	http://apps.gs1.org/GDD/Pages/clDetails.aspx?semanticURN=urn:gs1:gdd:cl:FinancialAdjustmentReasonCode



Note: Refer to the Global Data Dictionary (GDD) for the code values.

5 Business Message Examples

5.1 Example

This is an example of a Settlement message. The message is sent on 14th of April at 11 AM. The message is identified with the unique identifier SE25709.

In this scenario, the Buyer's corporate head office makes the payments on behalf one of its retail stores.

The settlement message is sent by the Payer (GLN 5412345000013) to the head office of the Payee (GLN 4098765000010).

The two invoices IN11-548 and IN11-549 were for orders/goods that were placed and received by a particular store location (GLN 5412345000174).

Party Information

GS1 Global Location Number	Party Type
5412345000013	Payer
4098765000010	Payee
5412345000174	Buyer's store

Message Example

Attribute	Value
Settlement	
creationDateTime	2011-04-14 11:00
documentStatusCode	ORIGINAL
settlementCurrency	EUR
settlementHandlingTypeCode	REMITTANCE_ONLY
totalAmount	380 EUR
EntityIdentification (+settlementIdentification)	
entityIdentification	SE25709

Attribute	Value
PartyIdentification (+contentOwner)	
gln	5412345000013
TransactionalParty (+payer)	
gln	5412345000013
TransactionalParty (+payee)	
gln	4098765000010
FinancialInstitutionInformation	
accountName	DUTCHBANK
FinancialAccount	
financialAccountNumber	NL62510007547061
financialAccountNumberType Code	CHECKING_ACCOUNT
PaymentMethod	
paymentMethodCode	BANK_GIRO
SettlementLineItem *1	
lineItemNumber	1
amountPaid	380 EUR
SettlementParty	
partyRoleCode	STORE
PartyIdentification	
gln	5412345000174
InvoiceDocumentReference (+invoice)	
invoiceType	INVOICE
entityIdentification	IN11-548
PartyIdentification (+contentOwner)	
gln	4098765000010
SettlementLineItem *2	
lineItemNumber	1
amountPaid	380 EUR
originalAmount	480 EUR
SettlementParty	
partyroleCode	STORE
PartyIdentification	
gln	5412345000174
InvoiceDocumentReference (+invoice)	
invoiceType	INVOICE
entityIdentification	IN11-549
PartyIdentification (+contentOwner)	
gln	4098765000010
SettlementAdjustment	
adjustmentAmount	-100 EUR

Attribute	Value
financialAdjustmentReasonCode	3
financialAdjustmentReasonPartyRoleCode	INFORMATION_PROVIDER
<i>TransactionalReference</i>	
transactionalReferenceTypeCode	ALQ
entityIdentification	CLA200511-1

6 Implementation Considerations

6.1 User Guide

The Functional User Guide contains more information about the structure and content of the Settlement message: http://www.gs1.org/docs/ecom/xml/3/3.3/eCom-Trade_messages.html#Settlement

6.2 Message Specific Considerations

Not Applicable

7 Summary of Changes

Any change in the GS1 standards is done based on the Work Request (WR) submitted by the GS1 User Companies or Member Organisations. All Work Requests are documented in the Work Request system available on the GS1 website: <http://wr.gs1.org>. The system is accessible to registered users. New visitors need to register first, to be able to access it. WRs can be searched by the number referenced in tables below, see: Search Work Requests. The number starts with the two last digits of the year when it was submitted, followed by the consecutive number within that year.



Note: WRs submitted earlier than February 2012 should be searched in Old Change Requests.

7.1 BMS Release 3.0

Change	Associated CR Number
For BMS Release 3.0.0: Updated to reflect changes in modelling methodology.	Not Applicable

7.2 BMS Release 3.1

No work requests. Indirect changes due to upgrade to new Shared and eCom Common libraries.

7.3 BMS Release 3.2

Change	Associated WR
<div> <div>class Settlement - maintenance view</div> <div> <div>«root, »</div> <div>Settlement</div> <div> + settlementCurrency :CurrencyCode + settlementHandlingTypeCode :SettlementHandlingTypeCode + totalAmount :Amount + batchIdentification :string [0..1] + paymentEffectiveDate :date [0..1] </div> <div> <div>maintenance</div> <div>Change: (Verified) 3.2 changed generalisation from Document to eComDocument class to include AVP (WR 14-110)</div> </div> </div> </div>	14-000110

Change	Associated WR
<ul style="list-style-type: none"> Added a reference to parent line number to all LineItem classes, to support hierarchical items (WRs 14-021 & 14-044) Added Attribute Value Pair at the root, line item and sub line item levels (WR 14-110) 	14-000021 14-000044 14-000110
<div> <div>class SettlementLineItem - maintenance view</div> <div> <div>« »</div> <div>SettlementLineItem</div> <div> + lineItemNumber :positiveInteger + amountPaid :Amount [0..1] + originalAmount :Amount [0..1] + parentLineItemNumber :positiveInteger [0..1] + «association» avpList :Ecom_AttributeValuePairList [0..1] </div> <div> <i>maintenance</i> Change: (Verified) 3.2 added +avpList (WR 14-110) Change: (Verified) 3.2 added +parentLineItemNumber (WR 14-021 & 14-044) </div> </div> </div>	

7.4 BMS Release 3.3

Change	Associated WR
<p>Created Ecom_EntityIdentification class and changed association from the previous EntityIdentification</p>	15-000314 Make GS1 identification keys optional in GS1 EDI XML
<div> <div>class Settlement - maintenance view</div> <div> <div> <div>eCom GS1 Identification:: Ecom_EntityIdentification</div> <div> <i>maintenance</i> Change: (New) 3.3 New class (WR 15-314) </div> </div> <div>+settlementIdentification / 1</div> <div> <div>«root, »</div> <div>Settlement</div> <div> + settlementCurrency :CurrencyCode + settlementHandlingTypeCode :SettlementHandlingTypeCode + totalAmount :Amount + batchIdentification :string [0..1] + paymentEffectiveDate :date [0..1] </div> <div> <i>maintenance</i> Change: (Complete) 3.2 changed generalisation from Document to eComDocument class to include AVP (WR 14-110) Change: (New) 3.3 changed association from EntityIdentification to Ecom_EntityIdentification (WR 15-314) </div> </div> </div> </div>	

Change	Associated WR
<p>Created Ecom_DocumentReference class and changed association from the previous DocumentReference</p>	<p>15-000314 Make GS1 identification keys optional in GS1 EDI XML</p>
<p>Created Ecom_PartyIdentification class and changed generalisation from the previous PartyIdentification</p>	<p>15-000314 Make GS1 identification keys optional in GS1 EDI XML</p>

8 Appendices

Not Applicable

9 Acknowledgements

9.1.1 Work Group

Function	Name	Company / organisation
Co-chair	Rossner (Pottier), Natascha	GS1 France
Co-chair	Schmidt, Tom Eric	August Storck KG
Member	Bemrose, Jonathan	R&R Ice Cream
Member	Bodemer, Petra	dm-drogerie markt GmbH + Co. KG
Member	Boikanyo, Rebene	GS1 South Africa / Consumer Goods Council of South Africa
Member	Canada, ON	M3B 3L1
Member	Carlson, Jim	General Mills, Inc.
Member	Chresta, Richard	GS1 Switzerland

Function	Name	Company / organisation
Member	Cook, Don	Wal-Mart Stores, Inc.
Member	Cox, Marc	Philips Electronics N.V.
Member	Darnell, David	Systrends
Member	De Flou, Nele	GS1 Belgium & Luxembourg
Member	Dicks, Arne	GS1 Germany
Member	Duvinger, Karina	GS1 Sweden
Member	Foerderer, Klaus	GS1 Germany
Member	Gathmann, Stefan	GS1 Ireland
Member	Grangard, Anders	GS1 Global Office
Member	Harpell, Eileen	GS1 Community Room Staff
Member	Hand, Phil	JDA Software
Member	Herregodts, Kurt	GS1 Belgium & Luxembourg
Member	Kempkes, Fred	Unilever N.V.
Member	Kernan, Brendan	GS1 Ireland
Member	Kidd, Robin	Nestle
Member	Krid, Anne-Claire	GS1 France
Member	Lanoue, Tom	General Mills, Inc.
Member	Laur, Rita	GS1 Canada
Member	Lenman, Mia	GS1 Sweden
Member	Lerch, Hanjoerg	METRO Group
Member	Moberg, Dale	Axway
Member	Montes de Oca, Alejandra	GS1 Mexico
Member	Ng, Ella	GS1 Australia
Member	Peelen, Esther	GS1 Netherlands
Member	Pelekies, Andreas	GS1 Germany
Member	Perrier, Patricia	GS1 France
Member	Przybilla, Christian	GS1 Germany
Member	Pujol, Xavier	GS1 Spain
Member	Racek, Greg	Wal-Mart Stores, Inc.
Member	Repetto, Mirko	GS1 Italy
Member	Robba, Steven	1WorldSync Holdings, Inc.
Member	Rosell, Pere	GS1 Spain
Member	Rosenberg, Steven	GS1 US
Member	Schmid, Sue	GS1 Australia
Member	Schneider, Christian	GS1 Switzerland
Member	Sehorz, Eugen	GS1 Austria
Member	Sharma, Vishal	General Mills, Inc.
Member	Shimazaki, Ayako	GS1 Japan
Member	Sion, Emilie	GS1 France
Member	Souza, Nadia	GS1 Brasil
Member	Strand, Roman	GS1 Germany

Function	Name	Company / organisation
Member	Tan, Milton	GS1 Malaysia
Member	Tompsett, Simon	Waitrose
Member	Trelle, Ute	1WorldSync Holdings, Inc.
Member	Tse, Steve	GS1 Hong Kong
Member	Tyson, Betty	Knouse Foods Cooperative, Inc
Member	Van den Bergh, Senne	GS1 Belgium & Luxembourg
Member	Van der Eijk, Pim	OASIS - Sonnenglanz Consulting BV
Member	Veldhuis, Saskia	Procter & Gamble Co.
Member	Welch, Shan	GS1 UK
Member	Westerkamp, Jan	GS1 Netherlands
Member	Wilson, Mary	GS1 US
Member	Windsperger, Bekki	Best Buy Co., Inc.
Member	Yang, Shaopeng	GS1 China
Member	Yusdiar, Dani	GS1 Indonesia
Member	Zwanziger, Greg	SUPERVALU

9.1.2 Development Team Members

Function	Name	Organisation
GSMP Process Lead	Jean-Luc Champion	GS1 Global Office
Technical Development Lead	Ewa Iwicka	GS1 Global Office
Peer Review	Mark Van Eeghem	GS1 Global Office