



The Global Language of Business

# Item Data Notification Business Message Standard (BMS)

*Release 3.3, Ratified, Mar 2017*



## Document Summary

Document Item	Current Value
Document Name	Item Data Notification Business Message Standard (BMS)
Document Date	Mar 2017
Document Version	3.3
Document Issue	1
Document Status	Ratified

## Work Request Reference

Date of WR Submission to GSMP:	WR Submitter(s):	Refer to Work Request (WR) Number(s):
05-Apr-2005	GS1 Global Office	05-000103
26-Nov-2013	Philips Electronics N.V	13-000188
07-Feb-2014	GS1 Germany	14-000021
20-Mar-2014	GS1 Slovenia	14-000044
25-Jun-2014	GS1 Global Office	14-000110
12-Jul-2016	GS1 Global Office	16-000340

## Business Requirements Document (BRAD) Reference

BRAD Title	BRAD Issue Date	BRAD Version
Upstream Standards Master Data Alignment	11 May 2005	0.0.6

## Document Change History

Date of Change	Version	Changed By	Reason for Change	Summary of Change
12-Jan-2012	BMS 3.0 – Issue 1	Mark Van Eeghem	BMS Release 3.0	See summary of changes
01-May-2013	BMS 3.1 – Issue 1	Coen Janssen	BMS Release 3.1	See summary of changes
15-Sep-2014	BMS 3.2 – Issue 1	Ewa Iwicka	BMS Release 3.2	See summary of changes
01-Mar-2017	BMS 3.3 – Issue 1	Ewa Iwicka	BMS Release 3.3	See summary of changes

## Disclaimer

GS1®, under its IP Policy, seeks to avoid uncertainty regarding intellectual property claims by requiring the participants in the Work Group that developed this **Item Data Notification Business Message Standard (BMS)** to agree to grant to GS1 members a royalty-free licence or a RAND licence to Necessary Claims, as that term is defined in the GS1 IP Policy.

Furthermore, attention is drawn to the possibility that an implementation of one or more features of this Specification may be the subject of a patent or other intellectual property right that does not involve a Necessary Claim. Any such patent or other intellectual property right is not subject to the licencing obligations of GS1. Moreover, the agreement to grant licences provided under the GS1 IP Policy does not include IP rights and any claims of third parties who were not participants in the Work Group.

Accordingly, GS1 recommends that any organization developing an implementation designed to be in conformance with this Specification should determine whether there are any patents that may encompass a specific implementation that the organisation is developing in compliance with the Specification and whether a licence under a patent or other intellectual property right is needed. Such a determination of a need for licencing should be made in view of the details of the specific system designed by the organisation in consultation with their own patent counsel.

THIS DOCUMENT IS PROVIDED "AS IS" WITH NO WARRANTIES WHATSOEVER, INCLUDING ANY WARRANTY OF MERCHANTABILITY, NONINFRINGEMENT, FITNESS FOR PARTICULAR PURPOSE, OR ANY WARRANTY OTHERWISE ARISING OUT OF THIS SPECIFICATION. GS1 disclaims all liability for any damages arising from use or misuse of this Standard, whether special, indirect, consequential, or compensatory damages, and including liability for infringement of any intellectual property rights, relating to use of information in or reliance upon this document.

GS1 retains the right to make changes to this document at any time, without notice. GS1 makes no warranty for the use of this document and assumes no responsibility for any errors which may appear in the document, nor does it make a commitment to update the information contained herein.

GS1 and the GS1 logo are registered trademarks of GS1 AISBL.

# Table of Contents

<b>1</b>	<b>Business Domain View .....</b>	<b>5</b>
1.1	Introduction .....	5
1.2	References .....	6
<b>2</b>	<b>Business Context .....</b>	<b>6</b>
<b>3</b>	<b>Business Transaction View .....</b>	<b>6</b>
3.1	Business Transaction – Upstream Item Alignment .....	6
<b>4</b>	<b>Business Information View .....</b>	<b>8</b>
4.1	Item Data Notification.....	8
4.2	Item Data Notification Line Item .....	10
4.3	Item Data Trading Partner Neutral .....	12
4.4	Item Data Trading Partner Dependent .....	15
4.5	Item Data Logistic Unit Information .....	19
4.6	Enumerations (message specific) .....	21
4.7	Code Lists .....	21
<b>5</b>	<b>Business Message Examples .....</b>	<b>22</b>
5.1	Example 1.....	22
<b>6</b>	<b>Implementation Considerations.....</b>	<b>24</b>
6.1	User Guide .....	24
6.2	Examples of item hierarchy in Item Data Notification .....	24
6.2.1	Scenario 1 .....	24
6.2.2	Scenario 2 .....	26
6.2.3	Scenario 3 .....	28
6.2.4	Scenario 4 .....	30
<b>7</b>	<b>Summary of Changes .....</b>	<b>31</b>
7.1	BMS Release 3.0 .....	31
7.2	BMS Release 3.1 .....	31
7.3	BMS Release 3.2 .....	31
7.4	BMS Release 3.3 .....	35
<b>8</b>	<b>Appendices .....</b>	<b>36</b>
<b>9</b>	<b>Acknowledgements.....</b>	<b>36</b>
9.1	Work Group.....	36
9.2	Development Team Members.....	38

# 1 Business Domain View

## 1.1 Introduction

### Message Definition

The Item Data Notification provides the ability to align item master data in a peer to peer environment. The message supports both the exchange of "General Item information" which is relationship independent, as well as "Specific Item information" which is relationship dependent. The message will often be sent by the manufacturer or supplier of the item, but also may be sent by the customer (for example in cases where the customer owns the product design).

### Principles

The current situation in the upstream supply chain of the CPG industry is that all manufacturers and suppliers are faced with different business processes and data interchanges when they move into more integrated relationships. Different business processes and approaches create a barrier to the scalability of integration efforts whilst also imposing many costs: the time and money spent making transactions; the delays caused by the need for corrections; plus inevitable information gaps and misunderstandings.

Both parties should obtain benefits from integration, among them reduced inventory and a reduction in re-work and waste. One example is that suppliers should have better visibility of forecasted production and can improve their reaction to changes.

A key part of this integration is the alignment of master data between buyer and seller.

Item Master Data is a set of data, which describes the specifications and structures of each item involved in Supply Chain Processes. Each set of data can uniquely be identified by a Global Trade Item Number (GTIN).

The transaction can be established by either the manufacturer or the supplier. Only one party will initiate the transaction. Which of both parties initiates the transaction needs to be agreed upon in the Integration Agreement; changes in item master data need to be commonly agreed & realised by the party initially initiating the transaction, i.e. the message flow will only be in one direction in order to ensure data alignment.

Master data will be aligned each time information changes or new information is added. There is no need for a response message during the alignment of master data between buyer and seller.

The "Master Data Alignment" building block has three elements:

1. Identifying and clarifying, between the two parties, the coding for items.
2. Agreeing on the attributes to be shared about each item for example specifications, logistical handling information, packaging format.
3. Ongoing alignment of the item and attribute data so that suppliers and manufacturers are working off a common and current understanding of this important base information. One challenge facing all trading relationships is maintaining accuracy and the distribution of base item data given the rapid changes to specifications and logistics information that can arise.

Item information will be composed of "General Item information" which is relationship independent and "Specific Item information" which is relationship dependent item data.

#### General Item Information

General item information allows the identification and clarification of general, i.e. relationship independent item coding between trading partners, the agreement on the attributes to be shared about each item as well as the alignment of item information between trading partners.

#### Specific Item Information

Specific item information (relationship dependent) allows the identification and clarification of relationship specific item coding between trading partners, the agreement on the attributes to be shared about each item as well as the alignment of item information between trading partners.

It contains those relationship specific item related parts of the overall (and mostly paper based) Integration Agreement, which might change often and therefore make sense to be exchanged electronically to ensure alignment between both parties while limiting manual effort.

## 1.2 References

[BMS\_Upstream] BRAD for Upstream Master Data Alignment

[BRAD\_WIO] BRAD Warehousing Inbound and Outbound Processes, 1.0, GS1 2012

[BMS\_Shared] BMS Shared Common Library, 3.3, GS1 2014

[BMS\_eCom] BMS eCom Common Library, 3.3, GS1 2014

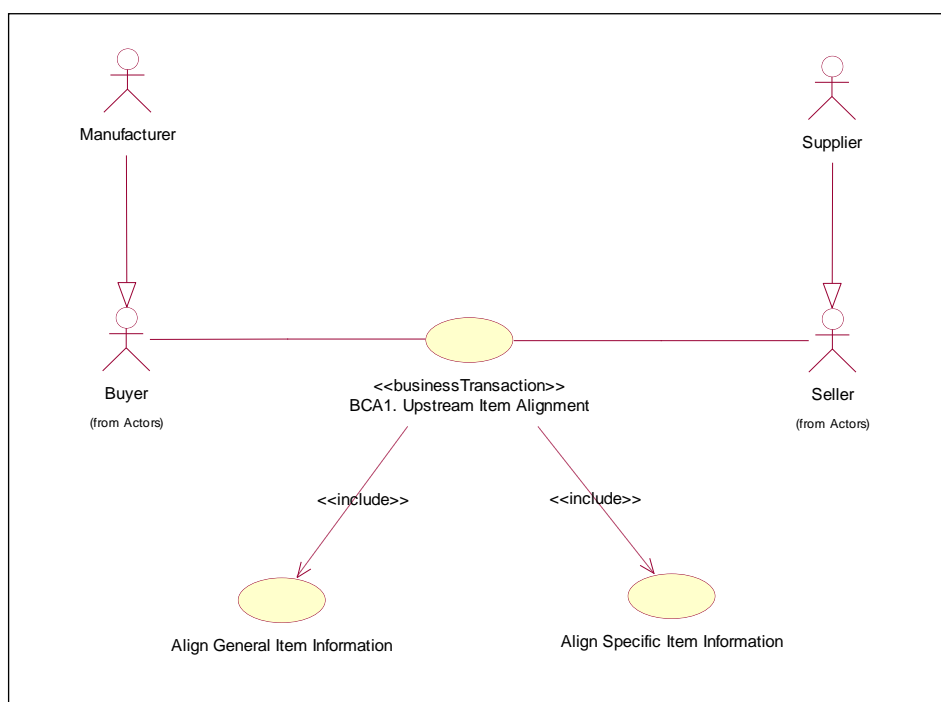
## 2 Business Context

Context Category	Value(s)
Industry	All
Geopolitical	All
Product	All
Process	Align
System Capabilities	GS1 System
Official Constraints	None

## 3 Business Transaction View

### 3.1 Business Transaction – Upstream Item Alignment

#### Use Case Diagram



## Use Case Description

Use Case ID	BCA1												
Use Case Name	Upstream Item Alignment												
Use Case Description	<p>The data interchange for Item Alignment includes the item information messages. Item information can be composed of “General Item information” which is relationship independent and “Specific Item information” which is relationship dependent item data.</p> <p>Manufacturer and supplier will commonly agree on item information to be shared and drive the process of exchanging these data. While both parties need to agree on item master data, it is understood that only one party, i.e. manufacturer or supplier, will send the item information messages and that the information flow will be in one direction only in order to ensure alignment.</p>												
Actors (Goal)	<p>Buyer: to align item information with the seller.</p> <p>Seller: to align item information with the buyer.</p> <p>Sender: to send the item information to the receiver. Sender could be buyer or seller.</p> <p>Receiver: to receive the item information. The receiver could be the buyer or seller.</p>												
Preconditions	INTEGRATION AGREEMENT IS IN PLACE ITEM DATA ARE ASSEMBLED AND AGREED												
Post conditions	ITEM DATA IS ALIGNED.												
Scenario	<p>Begins when the sender generates the item information.</p> <p>Continues with...</p> <table><tr><th>Step #</th><th>Actor</th><th>Activity Step</th></tr><tr><td>1</td><td>Sender</td><td>Sends the Item Data Notification.</td></tr><tr><td>2</td><td>Receiver</td><td>Receives the Item Data Notification.</td></tr><tr><td>3</td><td>Receiver</td><td>Integrates item information into own systems.</td></tr></table> <p>Ends when the receiver has integrated the item information in own systems.</p>	Step #	Actor	Activity Step	1	Sender	Sends the Item Data Notification.	2	Receiver	Receives the Item Data Notification.	3	Receiver	Integrates item information into own systems.
Step #	Actor	Activity Step											
1	Sender	Sends the Item Data Notification.											
2	Receiver	Receives the Item Data Notification.											
3	Receiver	Integrates item information into own systems.											
Alternative Scenario	None												
Related Requirements	Not Applicable												
Related Rules	Not Applicable												

## Activity Diagram(s)

Not Applicable

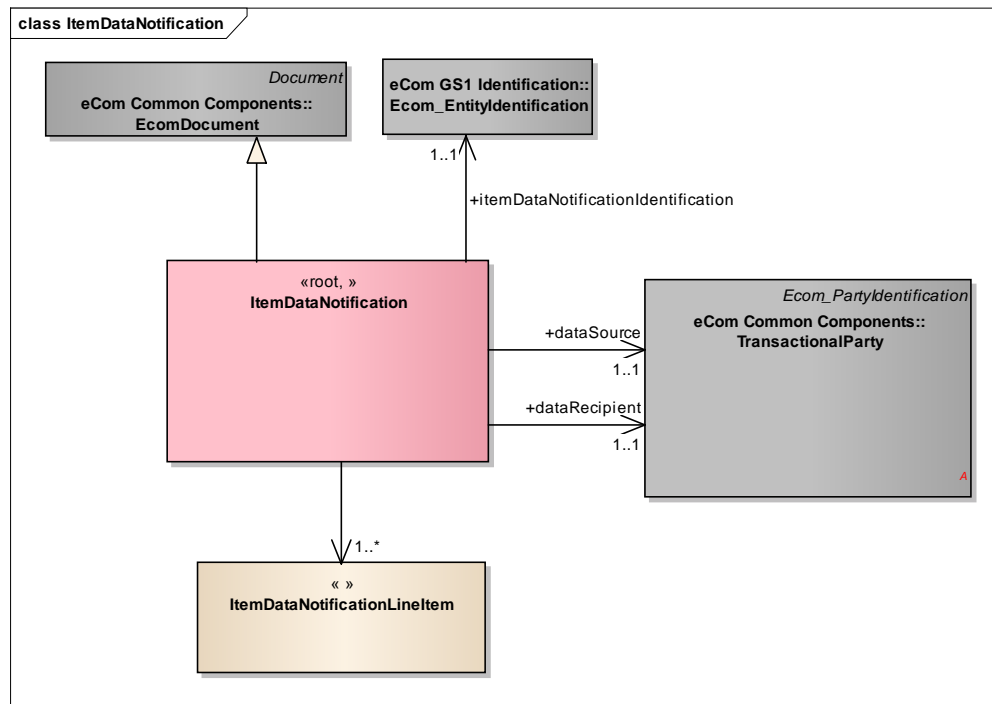
## Sequence Diagram(s)

Not Applicable

## 4 Business Information View

### 4.1 Item Data Notification

#### Class diagram





## GDD report

The content of the ItemDataNotification class, its structure and component definitions can be accessed in the Global Data Dictionary:

[http://apps.gs1.org/GDD/bms/Version3\\_3/Pages/bieDetails.aspx?semanticURN=urn:gs1:gdd:bie:ItemDataNotification](http://apps.gs1.org/GDD/bms/Version3_3/Pages/bieDetails.aspx?semanticURN=urn:gs1:gdd:bie:ItemDataNotification)

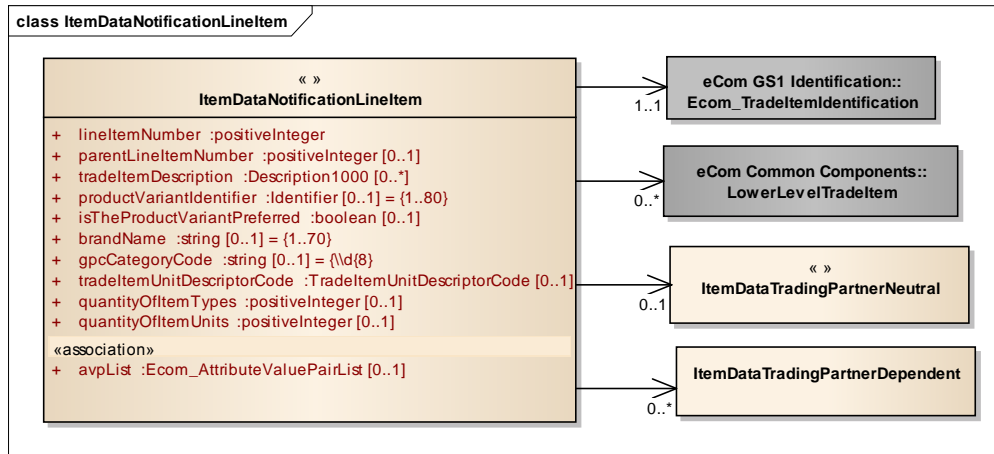
Content	Attribute / Role	Datatype /Secondary class	Multiplicity	Definition	Requirements
ItemDataNotification				A message used to align master data including relationship dependent and relationship independent in a peer to peer environment.	
Association		ItemDataNotificationLineItem	1..*	The detail level of an Item Data Notification message.	
Association	dataSource	TransactionalParty	1..1	The party who sends the item information.	
Generalization		EcomDocument		Basic information about the content of the message including version number, creation date and time.	WR 14-000110
Association	itemDataNotificationIdentification	Ecom_EntityIdentification	1..1	The unique identifier for the Item Data Notification message.	WR 15-000314
Association	dataRecipient	TransactionalParty	1..1	The party who receives the item information.	



**Note:** Reference Shared Common Library Business Message (BMS) Release 3.3 and eCom Domain Common Library Business Message (BMS) Release 3.3 for all common information.

## 4.2 Item Data Notification Line Item

### Class Diagram



### GDD Report

The content of the ItemDataNotificationLineItem class, its structure and component definitions can be accessed in the Global Data Dictionary:

[http://apps.gs1.org/GDD/bms/Version3\\_3/Pages/bieDetails.aspx?semanticURN=urn:gs1:gdd:bie:ItemDataNotificationLineItem](http://apps.gs1.org/GDD/bms/Version3_3/Pages/bieDetails.aspx?semanticURN=urn:gs1:gdd:bie:ItemDataNotificationLineItem)

Content	Attribute / Role	Datatype /Secondary class	Multiplicity	Definition	Requirements
ItemDataNotification LineItem				The detail level of an Item Data Notification message.	
Association		Ecom_TradeItemIdentification	1..1	Contains the identification of the trade item.	WR 15-000314
Association		LowerLevelTradeItem	0..*	Identification and quantity of trade items contained in the current trade item	WR 13-000188
Association		ItemDataTradingPartnerDependent	0..*	Trade Item Data that has values that can differ depending on the relationship between trading partners.	
Association		ItemDataTradingPartnerNeutral	0..1	Trade Item Data that has values that does not differ based on the relationship between trading partners.	

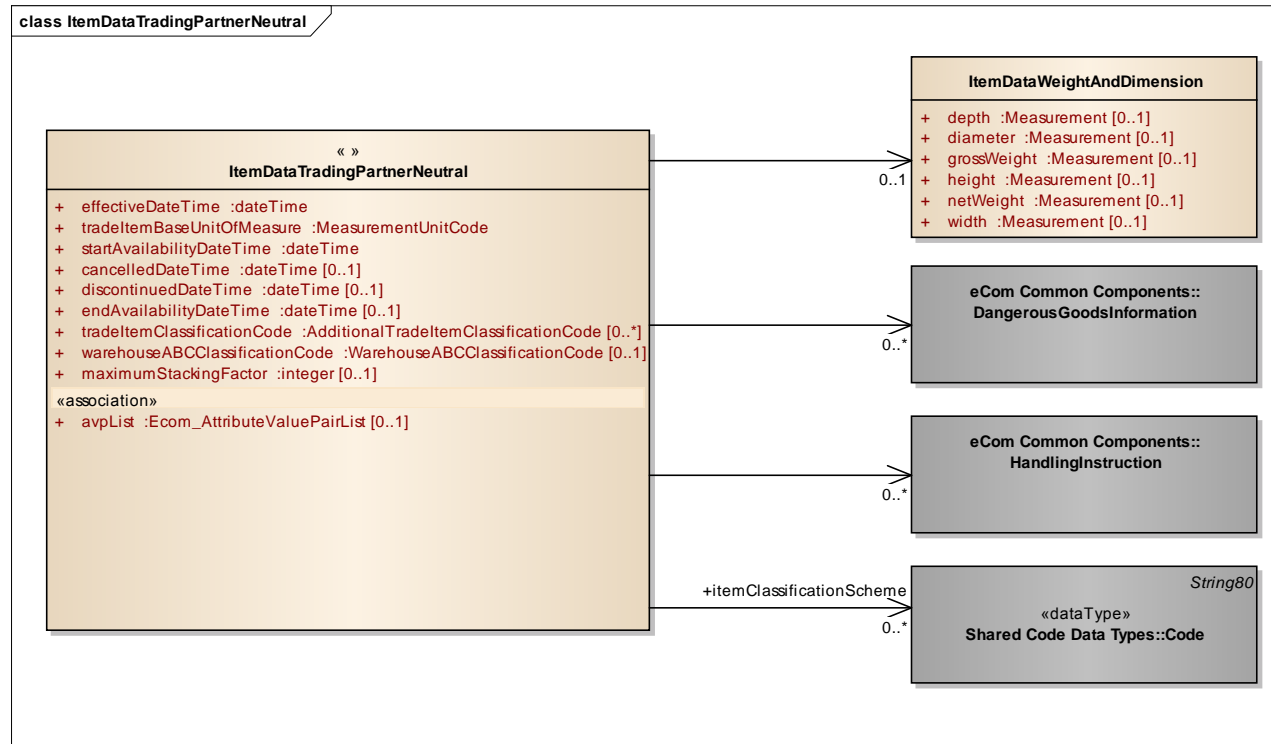
Content	Attribute / Role	Datatype /Secondary class	Multiplicity	Definition	Requirements
Attribute	lineItemNumber	positiveInteger	1..1	Provides the line number associated to the Item Data Notification Line Item.	
Attribute	avpList	Ecom_AttributeValuePairList	0..1	Temporary attributes introduced between minor versions.	WR 14-000110
Attribute	productVariantIdentifier	Identifier	0..1	Text identifying a variant of the product, for example for promotional reasons.	WR 13-000188
Attribute	isTheProductVariantPreferred	boolean	0..1	A statement whether the variant of the product, specified in the productVariantIdentifier is a preferred one.	
Attribute	tradeItemDescription	Description1000	0..*	Additional information necessary to communicate to the industry to help define the product.	
Attribute	brandName	string	0..1	The recognisable name used by a brand owner to uniquely identify a line of trade item or services. This is recognizable by the consumer.	WR 13-000188
Attribute	gpcCategoryCode	string	0..1	A code that identifies a category in the GPC product classification	WR 13-000188
Attribute	parentLineItemNumber	positiveInteger	0..1	The number of line item containing information about the parent of the current item. It allows establishing hierarchical link between the two items.	WR 14-000021 WR 14-000044
Attribute	tradeItemUnitDescriptorCode	TradeItemUnitDescriptorCode	0..1	Describes the hierarchical level of the trade item.	WR 13-000188
Attribute	quantityOfItemTypes	positiveInteger	0..1	The number of various item types not identified by GTIN, contained in the Trade Item.	WR 13-000188
Attribute	quantityOfItemUnits	positiveInteger	0..1	The number of items not identified by GTIN, contained in the Trade Item.	WR 13-000188



**Note:** Reference Shared Common Library Business Message (BMS) Release 3.3 and eCom Domain Common Library Business Message (BMS) Release 3.3 for all common information.

## 4.3 Item Data Trading Partner Neutral

### Class Diagram



## GDD Report

The content of the ItemDataTradingPartnerNeutral class, its structure and component definitions can be accessed in the Global Data Dictionary:  
[http://apps.gs1.org/GDD/bms/Version3\\_3/Pages/bieDetails.aspx?semanticURN=urn:gs1:gdd:bie:ItemDataTradingPartnerNeutral](http://apps.gs1.org/GDD/bms/Version3_3/Pages/bieDetails.aspx?semanticURN=urn:gs1:gdd:bie:ItemDataTradingPartnerNeutral)

Content	Attribute / Role	Datatype /Secondary class	Multiplicity	Definition	Requirements
ItemDataTradingPartnerNeutral				Trade Item Data that has values that does not differ based on the relationship between trading partners.	renamed from RelationshipIndependentItemData
Association	itemClassificationScheme	Code	0..*	Classification of an item according to the scheme not listed in tradeItemClassificationCode	
Association		HandlingInstruction	0..*	Instruction on the way to treat goods during transport and storage.	WR 13-000188
Association		ItemDataWeightAndDimension	0..1	The dimension and weight attributes for a trade item.	
Association		DangerousGoodsInformation	0..*	Hazardous instructions applicable to delivered goods, such as where or how specified packages or containers are to be handled because of restriction from dangerous goods.	WR 13-000188
Association	administrativeUnitOfLogisticServiceBuyer	AdministrativeUnit	0..1		
Attribute	effectiveDateTime	dateTime	1..1	Date as of which the information of the master data is valid.	
Attribute	avpList	Ecom_AttributeValuePairList	0..1	Temporary attributes introduced between minor versions.	WR 14-000110
Attribute	tradeItemBaseUnitOfMeasure	MeasurementUnitCode	1..1	The default Unit of Measure used for the full order to pay process.	
Attribute	startAvailabilityDateTime	dateTime	1..1	Date as of which the trade item is available.	
Attribute	cancelledDateTime	dateTime	0..1	Date on which the cancellation of the launch of a trade item (that was never and will never be manufactured) is made.	
Attribute	discontinuedDateTime	dateTime	0..1	Date as of which the trade item is no longer to be manufactured.	

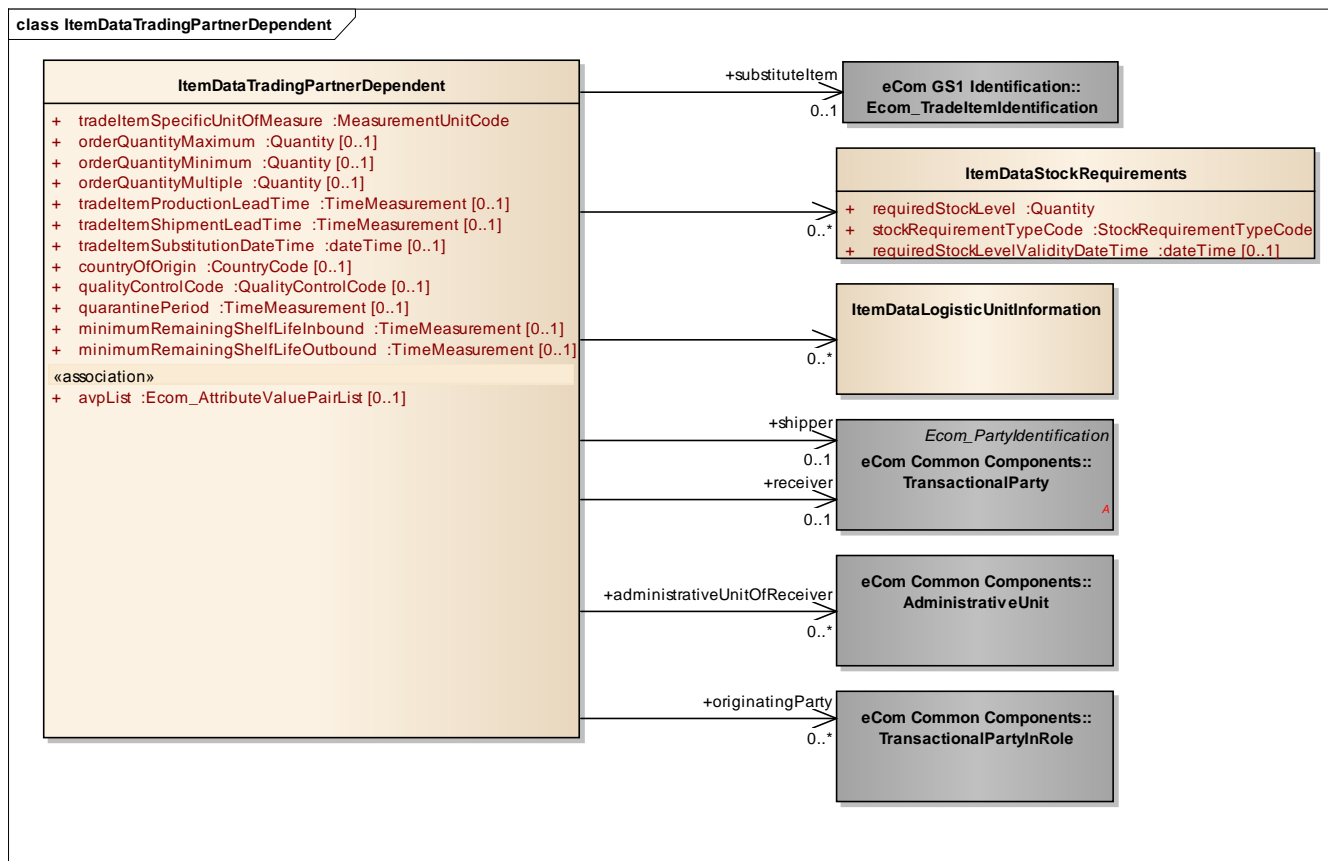
Content	Attribute / Role	Datatype /Secondary class	Multiplicity	Definition	Requirements
Attribute	endAvailabilityDate	dateTime	0..1	Date from which onwards the trade item will no longer be available.	
Attribute	tradeItemClassificationCode	AdditionalTradeItemClassificationCode	0..*	Code specifying the product class of the trade item according to a specific classification scheme. The classification scheme needs to be indicated as a coded value as well.	
Attribute	warehouseABCClassificationCode	WarehouseABCClassificationCode	0..1	Provides classification of items based on their speed of movement in and out of the warehouse.	WR 13-000188
Attribute	maximumStackingFactor	integer	0..1		WR 13-000188
ItemDataWeightAndDimension				Logical grouping of dimension and weight attributes for a trade item.	
Attribute	depth	Measurement	0..1	The measurement from front to back of the trade item. Measurements are relative to how the customer normally views the trade item. Needs to be associated with a valid UOM.	
Attribute	diameter	Measurement	0..1	The measurement of the diameter of the trade item at its largest point. For example, 165 "mmt", value - mmt, diameter. Has to be associated with valid UOM.	
Attribute	grossWeight	Measurement	0..1	Used to identify the gross weight of the trade item. The gross weight includes all packaging materials of the trade item. At pallet level the gross weight includes the weight of the pallet itself.	
Attribute	height	Measurement	0..1	The measurement of the height of the trade item. The vertical dimension from the lowest extremity to the highest extremity, including packaging. At a pallet level the trade item height will include the height of the pallet itself.	
Attribute	netWeight	Measurement	0..1	Used to identify the net weight of the trade item. Net weight excludes any packaging materials. Has to be associated with a valid UoM	
Attribute	width	Measurement	0..1	The measurement from left to right of the trade item.	



**Note:** Reference Shared Common Library Business Message (BMS) Release 3.3 and eCom Domain Common Library Business Message (BMS) Release 3.3 for all common information.

## 4.4 Item Data Trading Partner Dependent

### Class Diagram



**GDD Report**

The content of the ItemDataTradingPartnerDependent class, its structure and component definitions can be accessed in the Global Data Dictionary:  
[http://apps.gs1.org/GDD/bms/Version3\\_3/Pages/bieDetails.aspx?semanticURN=urn:gs1:gdd:bie:ItemDataTradingPartnerDependent](http://apps.gs1.org/GDD/bms/Version3_3/Pages/bieDetails.aspx?semanticURN=urn:gs1:gdd:bie:ItemDataTradingPartnerDependent)

Content	Attribute / Role	Datatype /Secondary class	Multiplicity	Definition	Requirements
ItemDataTradingPartnerDependent				Trade Item Data that has values that can differ depending on the relationship between trading partners.	
Association	countryOfOrigin	CountryCode	0..1		WR 13-000188
Association		ItemDataStockRequirements	0..*	The stock level details for the trade item.	
Association		QualityControlCode	0..1		
Association	administrativeUnitOfReceiver	AdministrativeUnit	0..*	An organizational grouping of the receiving party used for internal planning, control and accounting purposes.	WR 13-000188
Association	shipper	TransactionalParty	0..1	A party who engages in shipping goods. In a commercial scenario this would be the supplier.	WR 13-000188
Association	receiver	TransactionalParty	0..1	A party who engages in receiving goods. In a commercial scenario this would be the customer.	WR 13-000188
Association	originatingParty	TransactionalPartyIn Role	0..*	A party that supplies the goods or services, depending on its role in the supply chain.	WR 13-000188
Association		ItemDataLogisticUnit Information	0..*	The logistical packaging details for the trade item.	
Association	substituteItem	Ecom-TradeItemIdentification	0..1	A trade item which can replace a given item for a specified period of time.	WR 15-000314
Attribute	tradeItemSpecificUnitOfMeasure	MeasurementUnitCode	1..1	The Unit of Measure (EDIFACT code list 6411) associated with a specific instance of the trade item. This unit of measure will override the relationship independent Unit of Measure.	
Attribute	avpList	Ecom_AttributeValue PairList	0..1	Temporary attributes introduced between minor versions.	WR 14-000110
Attribute	orderQuantityMaximum	Quantity	0..1	The maximum quantity of the trade item that can be ordered. A number or a count. This value can represent the total number of units ordered over a set period of time with multiple orders.	





Content	Attribute / Role	Datatype /Secondary class	Multiplicity	Definition	Requirements
Attribute	orderQuantityMinimum	Quantity	0..1	Represent an agreed to minimum quantity of the trade item that can be ordered. A number or a count. This applies to each individual order. Can be a fixed amount for all customers in a target market.	
Attribute	orderQuantityMultiple	Quantity	0..1	The order quantity multiples in which the trade item may be ordered. If the Order Quantity Minimum is 100, and the Order Quantity Multiple is 20, then the trade item can only be ordered in quantities which are divisible by the Order Quantity Multiple of 20.	
Attribute	tradeItemProductionLeadTime	TimeMeasurement	0..1	The normal delivery time measured from receipt of the order by the seller until the trade item is shipped by the seller, in case the product is not in stock.	
Attribute	tradeItemShipmentLeadTime	TimeMeasurement	0..1	The normal delivery time measured from receipt of order by the seller until the trade item is shipped by the seller, in case the product is in stock.	
Attribute	tradeItemSubstitutionDateTime	dateTime	0..1	The date on which an item will be replaced by a substitute item.	
Attribute	countryOfOrigin	CountryCode	0..1	Country from which the goods are supplied.	
Attribute	qualityControlCode	QualityControlCode	0..1	Code specifying a type of required quality control. Allowed code values are specified in GS1 Code List QualityControlCode.	WR 13-000188
Attribute	quarantinePeriod	TimeMeasurement	0..1	The length of time a material, substance, product, or reagent needs to be stored before use.	WR 13-000188
Attribute	minimumRemainingShelfLifeInbound	TimeMeasurement	0..1	The length of time a material, substance, product, or reagent can be stored under specified environmental conditions and continue to meet all applicable specification requirements and/or remain suitable for its intended function. This is the shelf life for products intended to be used by the receiving party.	WR 13-000188

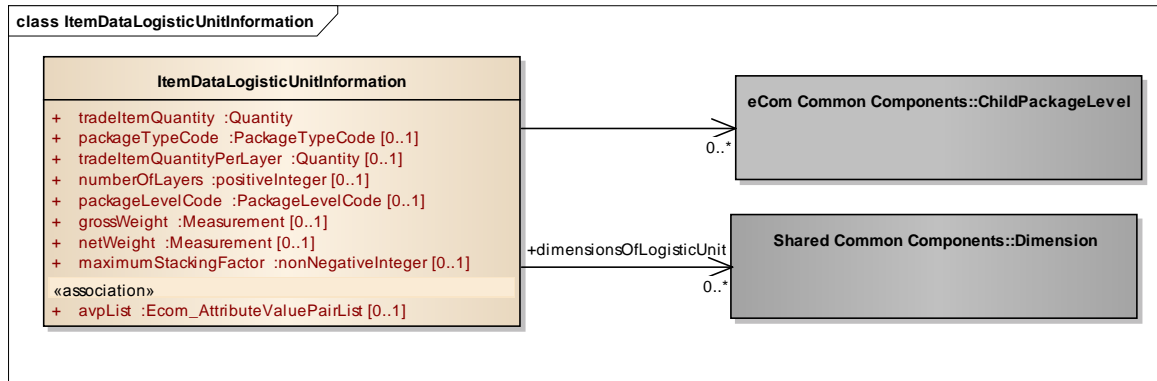
Content	Attribute / Role	Datatype /Secondary class	Multiplicity	Definition	Requirements
Attribute	minimumRemainingShelfLifeOutbound	TimeMeasurement	0..1	The length of time a material, substance, product, or reagent can be stored under specified environmental conditions and continue to meet all applicable specification requirements and/or remain suitable for its intended function. This is the shelf life for products intended to be shipped to other receiver party.	WR 13-000188
ItemDataStockRequirements				A logical grouping of data detailing the stock level of an item which must be adhered to.	
Attribute	requiredStockLevel	Quantity	1..1	The stock level of an item which must be adhered to.	
Attribute	stockRequirementTypeCode	StockRequirementTypeCode	1..1	The type of stock requirement that must be adhered to. For example, safety stock, maximum stock.	
Attribute	requiredStockLevelValidityDate	dateTime	0..1	The point in time (date) as of which a required stock level (for example safety or maximum) is valid.	



**Note:** Reference Shared Common Library Business Message (BMS) Release 3.3 and eCom Domain Common Library Business Message (BMS) Release 3.3 for all common information.

## 4.5 Item Data Logistic Unit Information

### Class Diagram



### GDD Report

The content of the ItemDataLogisticUnitInformation class, its structure and component definitions can be accessed in the Global Data Dictionary:  
[http://apps.gs1.org/GDD/bms/Version3\\_3/Pages/bieDetails.aspx?semanticURN=urn:gs1:gdd:bie:ItemDataLogisticUnitInformation](http://apps.gs1.org/GDD/bms/Version3_3/Pages/bieDetails.aspx?semanticURN=urn:gs1:gdd:bie:ItemDataLogisticUnitInformation)

Content	Attribute / Role	Datatype /Secondary class	Multiplicity	Definition	Requirements
ItemDataLogisticUnitInformation				A logical grouping of information regarding an item of any composition established for transport and/or storage which needs to be managed through the supply chain.	
Association		ChildPackageLevel	0..*	Information about the hierarchical level and packaging quantity of the current item.	WR 13-000188
Association	dimensionsOfLogisticUnit	Dimension	0..*	Information specifying the physical dimensions of a specific logistic unit.	WR 13-000188
Attribute	tradeItemQuantity	Quantity	1..1	The number of trade items contained in the logistic unit.	
Attribute	packageTypeCode	PackageTypeCode	0..1	The package Type (for example case, display) associated with the item contents of a single despatch unit.	



Content	Attribute / Role	Datatype /Secondary class	Multiplicity	Definition	Requirements
Attribute	tradeItemQuantityPerLayer	Quantity	0..1	The number of trade items contained on a single layer of a pallet. Only used if the pallet has no GTIN. It indicates the number of trade items placed on a pallet layer according to supplier or retailer preferences.	
Attribute	numberOfLayers	positiveInteger	0..1	The number of layers that a pallet contains. Only used if the pallet has no GTIN. It indicates the number of layers that a pallet contains, according to supplier or retailer preferences.	
Attribute	packageLevelCode	PackageLevelCode	0..1	Code specifying the hierarchical level of this logistical unit within a consignment or shipment.	WR 13-000188
Attribute	grossWeight	Measurement	0..1	Used to identify the gross weight of the trade item. The gross weight includes all packaging materials of the trade item. At pallet level the gross weight includes the weight of the pallet itself.	WR 13-000188
Attribute	netWeight	Measurement	0..1	Used to identify the net weight of the trade item. Net weight excludes any packaging materials.	WR 13-000188
Attribute	maximumStackingFactor	nonNegativeInteger	0..1	A factor that determines the maximum stacking for the product. Indicates the number of levels the product may be stacked.	WR 13-000188
Attribute	avpList	Ecom_AttributeValue PairList	0..1	Temporary attributes introduced between minor versions.	WR 14-000110



**Note:** Reference Shared Common Library Business Message (BMS) Release 3.3 and eCom Domain Common Library Business Message (BMS) Release 3.3 for all common information.

## 4.6 Enumerations (message specific)

Not applicable

## 4.7 Code Lists

Class	Codelist	GDD Link
ItemDataLogisticUnitInformation	PackageLevelCode	<a href="http://apps.gs1.org/GDD/Pages/clDetails.aspx?semanticURN=urn:gs1:gdd:cl:PackageLevelCode">http://apps.gs1.org/GDD/Pages/clDetails.aspx?semanticURN=urn:gs1:gdd:cl:PackageLevelCode</a>
ItemDataStockRequirements	StockRequirementTypeCode	<a href="http://apps.gs1.org/GDD/Pages/clDetails.aspx?semanticURN=urn:gs1:gdd:cl:StockRequirementTypeCode">http://apps.gs1.org/GDD/Pages/clDetails.aspx?semanticURN=urn:gs1:gdd:cl:StockRequirementTypeCode</a>
ItemDataTradingPartnerDependent	CountryCode	<a href="http://apps.gs1.org/GDD/Pages/clDetails.aspx?semanticURN=urn:gs1:gdd:cl:CountryCode">http://apps.gs1.org/GDD/Pages/clDetails.aspx?semanticURN=urn:gs1:gdd:cl:CountryCode</a>
ItemDataTradingPartnerDependent, ItemDataTradingPartnerNeutral	MeasurementUnitCode	<a href="http://apps.gs1.org/GDD/Pages/clDetails.aspx?semanticURN=urn:gs1:gdd:cl:MeasurementUnitCode">http://apps.gs1.org/GDD/Pages/clDetails.aspx?semanticURN=urn:gs1:gdd:cl:MeasurementUnitCode</a>
ItemDataTradingPartnerDependent	QualityControlCode	<a href="http://apps.gs1.org/GDD/Pages/clDetails.aspx?semanticURN=urn:gs1:gdd:cl:QualityControlCode">http://apps.gs1.org/GDD/Pages/clDetails.aspx?semanticURN=urn:gs1:gdd:cl:QualityControlCode</a>
ItemDataNotificationLineItem	TradeItemUnitDescriptorCode	<a href="http://apps.gs1.org/GDD/Pages/clDetails.aspx?semanticURN=urn:gs1:gdd:cl:TradeItemUnitDescriptorCode">http://apps.gs1.org/GDD/Pages/clDetails.aspx?semanticURN=urn:gs1:gdd:cl:TradeItemUnitDescriptorCode</a>
ItemDataTradingPartnerNeutral	AdditionalTradeItemClassificationCode	<a href="http://apps.gs1.org/GDD/Pages/clDetails.aspx?semanticURN=urn:gs1:gdd:cl:AdditionalTradeItemClassificationCode">http://apps.gs1.org/GDD/Pages/clDetails.aspx?semanticURN=urn:gs1:gdd:cl:AdditionalTradeItemClassificationCode</a>
ItemDataTradingPartnerNeutral	WarehouseABCClassificationCode	<a href="http://apps.gs1.org/GDD/Pages/clDetails.aspx?semanticURN=urn:gs1:gdd:cl:WarehouseABCClassificationCode">http://apps.gs1.org/GDD/Pages/clDetails.aspx?semanticURN=urn:gs1:gdd:cl:WarehouseABCClassificationCode</a>



**Note:** Refer to the Global Data Dictionary (GDD) for the code values.

## 5 Business Message Examples

### 5.1 Example 1

This is an example of the Item Data Notification message. The message is identified with the unique identification number ID37788. The message is sent from Data Source – a product manufacturer and seller (GLN 4098765000010) to Data Recipient, a potential buyer (GLN 5412345000013). Message is sent on 20<sup>th</sup> of February 2011 at 8.45 AM. It contains details about a product identified with GTIN 40987650000346. If this product is not available, it can be substituted with another product, GTIN 40987650003484.

#### Party Information

GS1 Global Location Number	Party Type
5412345000013	Data Recipient
4098765000010	Data Source

#### Message Example

Attribute	Value
<b>ItemDataNotification</b>	
creationDateTime	24.05.2004, 18:12
documentStatusCode	ORIGINAL
<b>EntityIdentification (+itemDataNotificationIdentification)</b>	
entityIdentification	ID37788
<b>TransactionalParty (+dataSource)</b>	
gln	4098765000010
<b>TransactionalParty (+dataRecipient)</b>	
gln	5412345000013
<b>ItemDataNotificationLineItem</b>	
lineItemNumber	1
<b>TradeItemIdentification</b>	
gtin	40987650000346
tradeItemDescription	Ingredient ABC
<b>ItemDataTradingPartnerDependent</b>	
tradeItemSpecificUnitOfMeasure	KGM
orderQuantityMaximum	CS 100
orderQuantityMinimum	CS 5
orderQuantityMultiple	CS 5
tradeItemProductionLeadTime	DAY 15
tradeItemShipmentLeadTime	DAY 20
tradeItemSubstitutionDateTime	24.05.2005, 18:12
<b>TradeItemIdentification (+substituteItem)</b>	
gtin	40987650003484
<b>ItemDataStockRequirements</b>	
requiredStockLevel	CS 5
stockRequirementTypeCode	SAFETY_STOCK
requiredStockLevelValidityDateTime	24.05.2005, 18:12
<b>ItemDataLogisticUnitInformation</b>	

Attribute	Value
tradeItemQuantity	5
packageTypeCode	CS
tradeItemQuantityPerLayer	4
numberOfLayers	4
<b>ItemDataTradingPartnerNeutral</b>	
effectiveDateTime	01.01.2004, 18:12
tradeItemBaseUnitOfMeasure	CS
startAvailabilityDateTime	01.02.2004
cancelledDateTime	24.05.2004, 18:12
tradeItemClassificationCode	10005267
<b>ItemDataWeightAndDimension</b>	
depth	CMT 20
diameter	CMT 12
grossWeight	KGM 1.5
height	CM 10
netWeight	KGM 1.5
width	CMT 10

## 6 Implementation Considerations

### 6.1 User Guide

The Functional User Guide contains more information about the structure and content of the Item Data Notification message: [http://www.gs1.org/docs/ecom/xml/3/3.3/eCom-Trade\\_messages.html#ItemDataNotification](http://www.gs1.org/docs/ecom/xml/3/3.3/eCom-Trade_messages.html#ItemDataNotification)

### 6.2 Examples of item hierarchy in Item Data Notification

#### 6.2.1 Scenario 1

##### Description

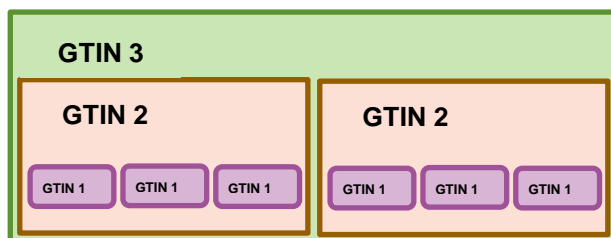
A trade Item **unit** is marked with GTIN 1



**3 units** are packed in a **carton**, marked with GTIN 2

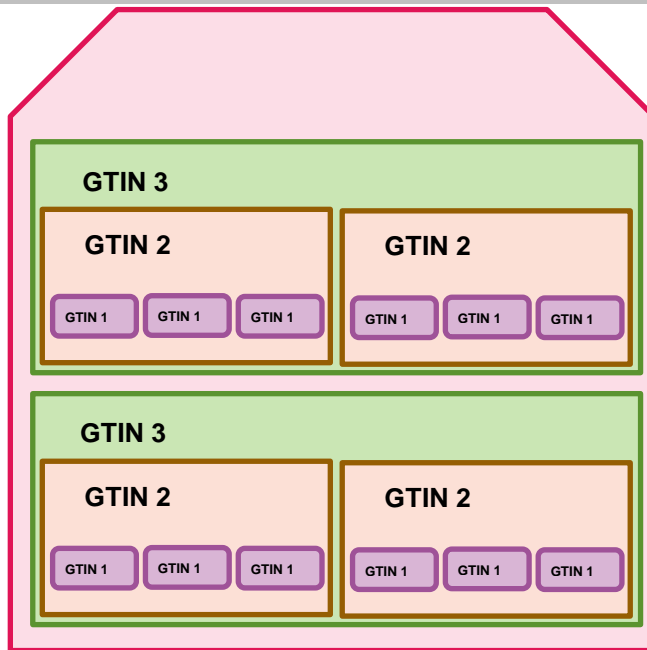


**2 cartons** are packed in a **case**, marked with GTIN 3:



**2 cases** are placed on a **pallet**:





### Message example

Attribute / Class	Data
<b>ItemDataNotificationLineItem</b>	
lineItemNumber	1
TradeItemIdentification	
gtin	GTIN 1
<b>ItemDataNotificationLineItem</b>	
lineItemNumber	2
TradeItemIdentification	
gtin	GTIN 2
<b>LowerLevelTradeItem</b>	
<b>TradeItemIdentification</b>	
gtin	GTIN 1
quantityOfLowerLevelTradeItem	3
<b>ItemDataNotificationLineItem</b>	
lineItemNumber	3
<b>TradeItemIdentification</b>	
gtin	GTIN 3
<b>LowerLevelTradeItem</b>	
<b>TradeItemIdentification</b>	
gtin	GTIN 2
quantityOfLowerLevelTradeItem	2
<b>ItemDataTradingPartnerDependent</b>	
<b>ItemDataLogisticUnitInformation</b>	
tradeItemQuantity	2

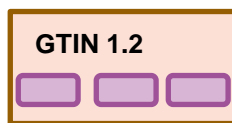
Attribute / Class	Data
packageTypeCode	PALLET
packageLevelCode	3 (Outer)
tradeItemQuantityPerLayer	2
numberOfLayers	2
maximumStackingFactor	4

## 6.2.2 Scenario 2

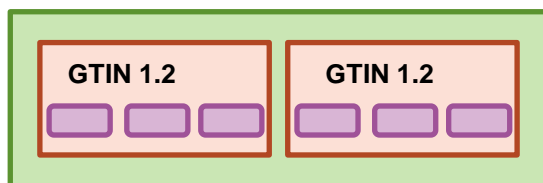
### Description

A **carton** is marked with GTIN => it is a Trade Item

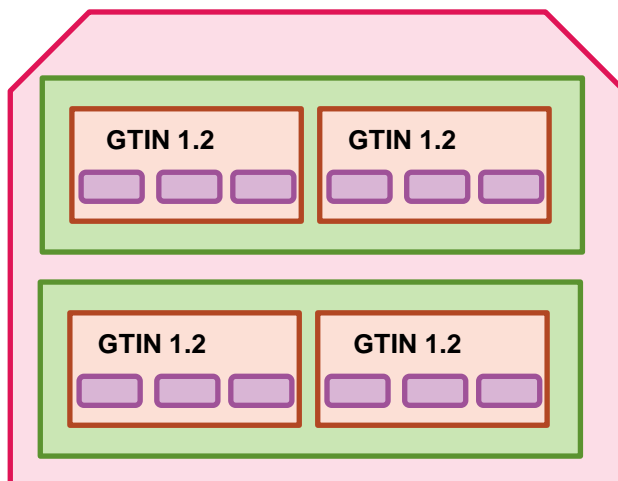
The **carton** contains **3 units**, not marked with GTIN:



**2 cartons** are packed in a **case**, not marked with GTIN:



**2 cases** are placed on the **pallet**:



### Message example

Attribute / Class	Data
<b>ItemDataNotificationLineItem</b>	
lineItemNumber	1
<b>TradeItemIdentification</b>	
gtin	GTIN 1.2
<b>ItemDataTradingPartnerDependent</b>	

Attribute / Class	Data
<b>ItemDataLogisticUnitInformation</b>	
tradeItemQuantity	2
packageTypeCode	CARTON
packageLevelCode	2 (Intermediate)
<b>ChildPackageLevel</b>	
packageLevelCode	1 (Inner)
childPackageLevelQuantity	3
<b>ItemDataNotificationLineItem</b>	
lineItemNumber	2
<b>TradeItemIdentification</b>	
gtin	GTIN 1.2
<b>ItemDataTradingPartnerDependent</b>	
<b>ItemDataLogisticUnitInformation</b>	
tradeItemQuantity	4
packageTypeCode	PALLET
packageLevelCode	3 (Outer)
<b>ChildPackageLevel</b>	
packageLevelCode	2 (Intermediate)
childPackageLevelQuantity	2
tradeItemQuantityPerLayer	2
numberOfLayers	2
maximumStackingFactor	4

### 6.2.3 Scenario 3

#### Description

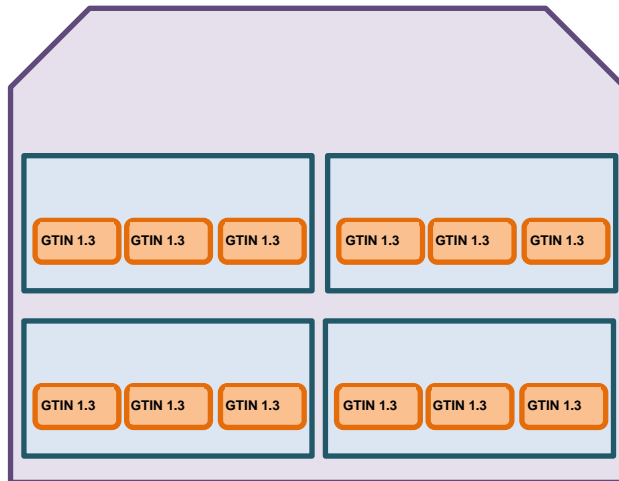
A trade Item **unit** is marked with GTIN



**3 units** are packed in a **carton**, not marked with GTIN:



**4 cartons** are placed on the **pallet**:



#### Message example

Attribute / Class	Data
<b>ItemDataNotificationLineItem</b>	
lineItemNumber	1
<b>TradeItemIdentification</b>	
gtin	GTIN 1.3
<b>ItemDataTradingPartnerDependent</b>	
<b>ItemDataLogisticUnitInformation</b>	
tradeItemQuantity	1
packageTypeCode	...
packageLevelCode	1 (Inner)
<b>ItemDataNotificationLineItem</b>	
lineItemNumber	2
<b>TradeItemIdentification</b>	
gtin	GTIN 1.3
ItemDataTradingPartnerDependent	

Attribute / Class	Data
<b>ItemDataLogisticUnitInformation</b>	
packageTypeCode	CASE
packageLevelCode	2 (Intermediate)
<b>ChildPackageLevel</b>	
packageLevelCode	1 (Inner)
childPackageLevelQuantity	3
<b>ItemDataNotificationLineItem</b>	
lineItemNumber	3
<b>TradeItemIdentification</b>	
gtin	GTIN 1.3
<b>ItemDataTradingPartnerDependent</b>	
<b>ItemDataLogisticUnitInformation</b>	
tradeItemQuantity	12
packageTypeCode	PALLET
packageLevelCode	3 (Outer)
<b>ChildPackageLevel</b>	
packageLevelCode	2 (Intermediate)
childPackageLevelQuantity	4
tradeItemQuantityPerLayer	2
numberOfLayers	2
maximumStackingFactor	4

## 6.2.4 Scenario 4

### Description

A **carton** is marked with GTIN

The **carton** contains 3 units: **1 unit A** + **2 units B**, not marked with GTIN



### Message example

Attribute / Class	Data
ItemDataNotificationLineItem	
lineItemNumber	1
TradeItemIdentification	
gtin	GTIN 1.4
quantityOfItemTypes	2
quantityOfItemUnits	3

## 7 Summary of Changes

Any change in the GS1 standards is done based on the Work Request (WR) submitted by the GS1 User Companies or Member Organisations. All Work Requests are documented in the Work Request system available on the GS1 website: <http://wr.gs1.org>. The system is accessible to registered users. New visitors need to register first, to be able to access it. WRs can be searched by the number referenced in tables below, see: Search Work Requests. The number starts with the two last digits of the year when it was submitted, followed by the consecutive number within that year.



**Note:** WRs submitted earlier than February 2012 should be searched in Old Change Requests.

### 7.1 BMS Release 3.0

Change	Associated CR Number
Update for Major release 3.0: updated to reflect changes in modelling methodology.	n/a

### 7.2 BMS Release 3.1

Change	Associated CR Number
<div> <div>class ItemDataNotificationLineItem - Maintenance ...</div> <div> <div>« »</div> <div>ItemDataNotificationLineItem</div> <div> + lineItemNumber: positiveInteger  + tradeItemDescription: Description1000 [0..*]  + productVariantIdentifier: string [0..1] = {1..80} </div> <div> <div>maintenance</div> <div>Change: (New) Added productVariantIdentifier</div> </div> </div> </div>	[BRAD WIO ecom-3]

### 7.3 BMS Release 3.2

Change	Associated WR
<div> <div>Add Attribute Value Pair at the root, line item and sub line item levels</div> <div> <div>class ItemDataNotification - maintenance view</div> <div> <div>«root, »</div> <div>ItemDataNotification</div> <div> <div>maintenance</div> <div>Change: (Verified) 3.2 changed generalisation from Document to eComDocument class to include AVP (WR 14-110)</div> </div> </div> </div> </div>	<b>14-000110</b>

Change	Associated WR
<p>Added: (WR 13-188)</p> <p>isTheProductVariantPreferred</p> <p>lower level trade item</p> <p>trade unit descriptor code</p> <p>Brand name</p> <p>GPC</p> <p>quantity of item types</p> <p>quantity of item units</p> <p>Added a reference to parent line number to support hierarchical items. (WRs 14-021 14-044)</p> <p>Added Attribute Value Pair at the root, line item and sub line item levels (WR 14-110)</p>	<p><b>13-000188</b></p> <p><b>14-000021</b></p> <p><b>14-000044</b></p> <p><b>14-000110</b></p>
<div> <div>class ItemDataNotificationLineItem - Maintenance View</div> <div> <div>« »</div> <div>ItemDataNotificationLineItem</div> <div> + lineItemNumber :positiveInteger  + tradeItemDescription :Description1000 [0..*]  + productVariantIdentifier :Identifier [0..1] = {1..80}  + isTheProductVariantPreferred :boolean [0..1]  + brandName :string [0..1] = {1..70}  + gpcCategoryCode :string [0..1] = {\d{8}}  + parentLineItemNumber :positiveInteger [0..1]  + tradeItemUnitDescriptorCode :TradeItemUnitDescriptorCode [0..1]  + quantityOfItemTypes :positiveInteger [0..1]  + quantityOfItemUnits :positiveInteger [0..1]  + «association» avpList :Ecom_AttributeValuePairList [0..1] </div> <div> <div>maintenance</div> <div> Change: (Complete) 3.1 added +productVariantIdentifier  Change: (Verified) 3.2 added +avpList (WR 14-110)  Change: (Verified) 3.2 added +brandName (WR 13-188)  Change: (Verified) 3.2 added +gpcCategoryCode (WR 13-188)  Change: (Verified) 3.2 added +isTheProductVariantPreferred (WR 13-188)  Change: (Verified) 3.2 added +parentLineItemNumber (WR 14-021 &amp; 14-044)  Change: (Verified) 3.2 added +quantityOfItemTypes (WR 13-188)  Change: (Verified) 3.2 added +quantityOfItemUnits (WR 13-188)  Change: (Verified) 3.2 added +tradeItemUnitDescriptorCode (WR 13-188)  Change: (Verified) 3.2 added association to LowerLevelTradeItem (WR 13-188)  Change: (Verified) 3.2 changed multiplicity of ItemDataTradingPartnerDependent class from 0..1 to 0..* (WR 13-188) </div> </div> </div> </div>	



Change	Associated WR
<p>Added: (WR 13-188)</p> <p>Dangerous goods information</p> <p>Warehouse ABC Classification Code</p> <p>Maximum Stacking Factor</p> <p>Handling instruction</p> <p>Added Attribute Value Pair at the root, line item and sub line item levels (WR 14-110)</p> <div> <p><b>class ItemDataTradingPartnerNeutral - Maintenance view</b></p> <div> <p>« »</p> <p><b>ItemDataTradingPartnerNeutral</b></p> <ul style="list-style-type: none"> <li>+ effectiveDateTime :dateTime</li> <li>+ «association» avpList :Ecom_AttributeValuePairList [0..1]</li> <li>+ tradeItemBaseUnitOfMeasure :MeasurementUnitCode</li> <li>+ startAvailabilityDateTime :dateTime</li> <li>+ cancelledDateTime :dateTime [0..1]</li> <li>+ discontinuedDateTime :dateTime [0..1]</li> <li>+ endAvailabilityDateTime :dateTime [0..1]</li> <li>+ tradeItemClassificationCode :AdditionalTradeItemClassificationCode [0..*]</li> <li>+ warehouseABCClassificationCode :WarehouseABCClassificationCode [0..1]</li> <li>+ maximumStackingFactor :integer [0..1]</li> </ul> <p><i>maintenance</i></p> <p>Change: (Verified) 3.2 added +avpList (WR 14-110)</p> <p>Change: (Verified) 3.2 added +maximumStackingFactor (WR 13-188)</p> <p>Change: (Verified) 3.2 added +warehouseABCClassificationCode (WR 13-188)</p> <p>Change: (Verified) 3.2 added association to DangerousGoodsInformation (WR 13-188)</p> <p>Change: (Verified) 3.2 added association to HandlingInstructions (WR 13-188)</p> <p>Change: (Verified) 3.2. added association to Code named +itemClassificationScheme (WR 13-188)</p> </div> </div>	<p><b>13-000188</b></p> <p><b>14-000110</b></p>

Change	Associated WR
<p>Changed class multiplicity from 0..1 to 0..*. Added: (WR 13-188)</p> <p>Administrative unit of Receiver</p> <p>Shipper</p> <p>Receiver</p> <p>Originating Party</p> <p>Country of origin</p> <p>Quarantine period</p> <p>Quality Control code</p> <p>Minimum remaining shelf life inbound and outbound</p> <p>Added Attribute Value Pair at the root, line item and sub line item levels (WR 14-110)</p> <div> <p><b>class ItemDataTradingPartnerDependent - maintenance view</b></p> <div> <p><b>ItemDataTradingPartnerDependent</b></p> <ul style="list-style-type: none"> <li>+ tradeItemSpecificUnitOfMeasure :MeasurementUnitCode</li> <li>+ «association» avpList :Ecom_AttributeValuePairList [0..1]</li> <li>+ orderQuantityMaximum :Quantity [0..1]</li> <li>+ orderQuantityMinimum :Quantity [0..1]</li> <li>+ orderQuantityMultiple :Quantity [0..1]</li> <li>+ tradeItemProductionLeadTime :TimeMeasurement [0..1]</li> <li>+ tradeItemShipmentLeadTime :TimeMeasurement [0..1]</li> <li>+ tradeItemSubstitutionDateTime :dateTime [0..1]</li> <li>+ countryOfOrigin :CountryCode [0..1]</li> <li>+ qualityControlCode :QualityControlCode [0..1]</li> <li>+ quarantinePeriod :TimeMeasurement [0..1]</li> <li>+ minimumRemainingShelfLifeInbound :TimeMeasurement [0..1]</li> <li>+ minimumRemainingShelfLifeOutbound :TimeMeasurement [0..1]</li> </ul> <p><i>maintenance</i></p> <p>Change: (Verified) 3.2 added +avpList (WR 14-110)</p> <p>Change: (Verified) 3.2 added +countryOfOrigin (WR 13-188)</p> <p>Change: (Verified) 3.2 added +minimumRemainingShelfLifeInbound (WR 13-188)</p> <p>Change: (Verified) 3.2 added +minimumRemainingShelfLifeOutbound (WR 13-188)</p> <p>Change: (Verified) 3.2 added +qualityControlCode (WR 13-188)</p> <p>Change: (Verified) 3.2 added +quarantinePeriod (WR 13-188)</p> <p>Change: (Verified) 3.2 added association to AdministrativeUnit named +administrativeUnitOfReceiver (WR 13-188)</p> <p>Change: (Verified) 3.2 added association to TransactionalParty named +receiver (WR 13-188)</p> <p>Change: (Verified) 3.2 added association to TransactionalParty named +shipper (WR 13-188)</p> <p>Change: (Verified) 3.2 added association to TransactionalPartyInRole named +originatingParty (WR 13-188)</p> </div> </div>	<p><b>13-000188</b></p> <p><b>14-000110</b></p>

Change	Associated WR
<p>Changed class multiplicity from 0..1 to 0..*. Added: (WR 13-188)</p> <p>Package level code</p> <p>Child package level code</p> <p>Gross weight + net weight + dimensions of logistic unit</p> <p>Maximum stacking factor</p> <p>Add Attribute Value Pair at the root, line item and sub line item levels (WR 14-110)</p> <pre> class ItemDataLogisticUnitInformation - maintenance view     class ItemDataLogisticUnitInformation         + tradeItemQuantity :Quantity         + packageTypeCode :PackageTypeCode [0..1]         + tradeItemQuantityPerLayer :Quantity [0..1]         + numberOfLayers :positiveInteger [0..1]         + packageLevelCode :PackageLevelCode [0..1]         + grossWeight :Measurement [0..1]         + netWeight :Measurement [0..1]         + maximumStackingFactor :nonNegativeInteger [0..1]         + «association» avpList :Ecom_AttributeValuePairList [0..1]          maintenance         Change: (Verified) 3.2 added +avpList (WR 14-110)         Change: (Verified) 3.2 added +grossWeight (WR13-188)         Change: (Verified) 3.2 added +maximumStackingFactor (WR13-188)         Change: (Verified) 3.2 added +netWeight (WR13-188)         Change: (Verified) 3.2 added +packageLevelCode (WR13-188)         Change: (Verified) 3.2 added association to ChildPackageLevel (WR13-188)         Change: (Verified) 3.2 added association to Dimension with role name +dimensionOfLogisticUnit (WR13-188)                     </pre>	<p><b>13-000188</b></p> <p><b>14-000110</b></p>

## 7.4 BMS Release 3.3

Change	Associated WR
<p>Created Ecom_EntityIdentification class and changed association from the previous EntityIdentification</p> <pre> class ItemDataNotification     class eCom GS1 Identification:: Ecom_EntityIdentification         1..1         +itemDataNotificationIdentification      «root, »     ItemDataNotification                     </pre>	<p><b>15-000314</b></p> <p>Make GS1 identification keys optional in GS1 EDI XML</p>

Change	Associated WR
<p>Created Ecom_ TradeItemIdentification class and changed association from the previous TradeItemIdentification</p> <pre> class ItemDataNotificationLineItem - Maintenance View class ItemDataNotificationLineItem + lineItemNumber :positiveInteger + parentLineItemNumber :positiveInteger [0..1] + tradeItemDescription :Description1000 [0..1] + productVariantIdentifier :Identifier [0..1] = {1..80} + isTheProductVariantPreferred :boolean [0..1] + brandName :string [0..1] = {1..70} + gpcCategoryCode :string [0..1] = {0..8} + tradeItemUnitDescriptorCode :TradeItemUnitDescriptorCode [0..1] + quantityOfItemTypes :positiveInteger [0..1] + quantityOfItemUnits :positiveInteger [0..1] «association» + avpList :Ecom_AttributeValuePairList [0..1] maintenance Change: (Complete) 3.1 added +productVariantIdentifier Change: (Complete) 3.2 added +avpList (WR 14-110) Change: (Complete) 3.2 added +brandName (WR 13-188) Change: (Complete) 3.2 added +gpcCategoryCode (WR 13-188) Change: (Complete) 3.2 added +isTheProductVariantPreferred (WR 13-188) Change: (Complete) 3.2 added +parentLineItemNumber (WR 14-021 &amp; 14-044) Change: (Complete) 3.2 added +quantityOfItemTypes (WR 13-188) Change: (Complete) 3.2 added +quantityOfItemUnits (WR 13-188) Change: (Complete) 3.2 added +tradeItemUnitDescriptorCode (WR 13-188) Change: (Complete) 3.2 added association to LowerLevelTradeItem (WR 13-188) Change: (Complete) 3.2 changed multiplicity of ItemDataTradingPartnerDependent class from 0..1 to 0..* (WR 13-188) Change: (New) 3.3 changed association from TradeItemIdentification to Ecom_TradeItemIdentification (WR 15-314) </pre>	<p><b>15-000314</b></p> <p>Make GS1 identification keys optional in GS1 EDI XML</p>
<p>Created Ecom_ TradeItemIdentification class and changed association from the previous TradeItemIdentification</p> <pre> class ItemDataTradingPartnerDependent - maintenance view class ItemDataTradingPartnerDependent + tradeItemSpecificUnitOfMeasure :MeasurementUnitCode + orderQuantityMaximum :Quantity [0..1] + orderQuantityMinimum :Quantity [0..1] + orderQuantityMultiple :Quantity [0..1] + tradeItemProductionLeadTime :TimeMeasurement [0..1] + tradeItemShipmentLeadTime :TimeMeasurement [0..1] + tradeItemSubstitutionDateTime :dateTime [0..1] + countryOfOrigin :CountryCode [0..1] + qualityControlCode :QualityControlCode [0..1] + quarantinePeriod :TimeMeasurement [0..1] + minimumRemainingShelfLifeInbound :TimeMeasurement [0..1] + minimumRemainingShelfLifeOutbound :TimeMeasurement [0..1] «association» + avpList :Ecom_AttributeValuePairList [0..1] maintenance Change: (Complete) 3.2 added +avpList (WR 14-110) Change: (Complete) 3.2 added +countryOfOrigin (WR 13-188) Change: (Complete) 3.2 added +minimumRemainingShelfLifeInbound (WR 13-188) Change: (Complete) 3.2 added +minimumRemainingShelfLifeOutbound (WR 13-188) Change: (Complete) 3.2 added +qualityControlCode (WR 13-188) Change: (Complete) 3.2 added +quarantinePeriod (WR 13-188) Change: (Complete) 3.2 added association to AdministrativeUnit named +administrativeUnitOfReceiver (WR 13-188) Change: (Complete) 3.2 added association to TransactionalParty named +receiver (WR 13-188) Change: (Complete) 3.2 added association to TransactionalParty named +shipper (WR 13-188) Change: (Complete) 3.2 added association to TransactionalPartyInRole named +originatingParty (WR 13-188) Change: (New) 3.3 changed association from TradeItemIdentification to Ecom_TradeItemIdentification (WR 15-314) </pre>	<p><b>15-000314</b></p> <p>Make GS1 identification keys optional in GS1 EDI XML</p>

## 8 Appendices

Not Applicable

## 9 Acknowledgements

### 9.1 Work Group

Function	Name	Company / organisation
Co-chair	Rossner (Pottier), Natascha	GS1 France
Co-chair	Schmidt, Tom Eric	August Storck KG
Member	Bemrose, Jonathan	R&R Ice Cream
Member	Bodemer, Petra	dm-drogerie markt GmbH + Co. KG

Function	Name	Company / organisation
Member	Boikanyo, Rebone	GS1 South Africa / Consumer Goods Council of South Africa
Member	Canada, ON	M3B 3L1
Member	Carlson, Jim	General Mills, Inc.
Member	Chresta, Richard	GS1 Switzerland
Member	Cook, Don	Wal-Mart Stores, Inc.
Member	Cox, Marc	Philips Electronics N.V.
Member	Darnell, David	Systrends
Member	De Flou, Nele	GS1 Belgium & Luxembourg
Member	Dicks, Arne	GS1 Germany
Member	Duvinger, Karina	GS1 Sweden
Member	Foerderer, Klaus	GS1 Germany
Member	Gathmann, Stefan	GS1 Ireland
Member	Grangard, Anders	GS1 Global Office
Member	Harpell, Eileen	GS1 Community Room Staff
Member	Hand, Phil	JDA Software
Member	Herregodts, Kurt	GS1 Belgium & Luxembourg
Member	Kempkes, Fred	Unilever N.V.
Member	Kernan, Brendan	GS1 Ireland
Member	Kidd, Robin	Nestle
Member	Krid, Anne-Claire	GS1 France
Member	Lanoue, Tom	General Mills, Inc.
Member	Laur, Rita	GS1 Canada
Member	Lenman, Mia	GS1 Sweden
Member	Lerch, Hanjoerg	METRO Group
Member	Moberg, Dale	Axway
Member	Montes de Oca, Alejandra	GS1 Mexico
Member	Ng, Ella	GS1 Australia
Member	Peelen, Esther	GS1 Netherlands
Member	Pele kies, Andreas	GS1 Germany
Member	Perrier, Patricia	GS1 France
Member	Przybilla, Christian	GS1 Germany
Member	Pujol, Xavier	GS1 Spain
Member	Racek, Greg	Wal-Mart Stores, Inc.
Member	Repetto, Mirko	GS1 Italy
Member	Robba, Steven	1WorldSync Holdings, Inc.
Member	Rosell, Pere	GS1 Spain
Member	Rosenberg, Steven	GS1 US
Member	Schmid, Sue	GS1 Australia
Member	Schneider, Christian	GS1 Switzerland
Member	Sehorz, Eugen	GS1 Austria

Function	Name	Company / organisation
Member	Sharma, Vishal	General Mills, Inc.
Member	Shimazaki, Ayako	GS1 Japan
Member	Sion, Emilie	GS1 France
Member	Souza, Nadia	GS1 Brasil
Member	Strand, Roman	GS1 Germany
Member	Tan, Milton	GS1 Malaysia
Member	Tompsett, Simon	Waitrose
Member	Trelle, Ute	1WorldSync Holdings, Inc.
Member	Tse, Steve	GS1 Hong Kong
Member	Tyson, Betty	Knouse Foods Cooperative, Inc
Member	Van den Bergh, Senne	GS1 Belgium & Luxembourg
Member	Van der Eijk, Pim	OASIS - Sonnenglanz Consulting BV
Member	Veldhuis, Saskia	Procter & Gamble Co.
Member	Welch, Shan	GS1 UK
Member	Westerkamp, Jan	GS1 Netherlands
Member	Wilson, Mary	GS1 US
Member	Windsperger, Bekki	Best Buy Co., Inc.
Member	Yang, Shaopeng	GS1 China
Member	Yusdiar, Dani	GS1 Indonesia
Member	Zwanziger, Greg	SUPERVALU

## 9.2 Development Team Members

Function	Name	Organisation
GSMP Process Lead	Jean-Luc Champion	GS1 Global Office
Technical Development Lead	Ewa Iwicka	GS1 Global Office
Peer Review	Mark Van Eeghem	GS1 Global Office