



The Global Language of Business

# GS1 Global Data Model Attribute Implementation Guideline

*Release 1.13, Ratified, November 2024*

---

## Document Summary

Document Item	Current Value
Document Name	GS1 Global Data Model Attribute Implementation Guideline
Document Date	November 2024
Document Version	1.13
Document Issue	
Document Status	Ratified
Document Description	

## Contributors

First Name	Last Name	Company
Akshay	Koshti	Robert Bosch GmbH
Alec	Tubridy	GS1 Ireland
Aleksandra	Ciric	GS1 Serbia
Alexander	Sanchez	GS1 Mexico
Alexey	Krotkov	GS1 Russia
Alexis	Elloso	GS1 Australia
Ana	Sramek	Mondelez International
Andrea	Ausili	GS1 Italy
Andreas	Schneider	GCS Consulting GmbH
Andrew	Hearn	GS1 Global Office
Angela	Bohn	Johnson & Johnson
Angelika	Stahl	METRO Group
Angelina	Tolbert	GS1 US
Anthony	Chan	GS1 Hong Kong, China
April Anne	Sese	Johnson & Johnson
Armand	Schins	Ahold Delhaize
Barbara	Wendelin	GS1 Austria
Bernard	Faibella	GS1 Global Office
Björn	Bayard	Bayard GmbH
Bo	Pincket	GS1 Belgium & Luxembourg
Burkhard	Lorry	atrify GmbH
Carlo	Bouw	BOUWKRACHT
Caroline	Coutant	Carrefour
Chase	Cunningham	Wal-Mart Stores, Inc.
Christa	Suc	GS1 UK
Christian	Zaeske	METRO Group
Christine	McMaster	Wakefern Food Corporation
Claudilena	(Oliveira) Murro	GS1 Brasil
Connie	Wong	GS1 Canada
Cornelia	Willutzki	GS1 Switzerland



Cristina	Popescu	Metro Cash & Carry Romania SRL
Damaris	Siqueira	Mars, Inc.
Dana	Benson	GS1 US
David	Hackbarth	Procter & Gamble Co.
Dejan	Zivkovic	Mondelez International
Delia Claudia	Ionescu	METRONOM GmbH
Di	Wang	GS1 China
Dilip	Daswani	Qliktag Software (formally Zeebric LLC)
Ed	Collins	NielsenIQ Brandbank
Edward C	Merrill	GS1 Global Office
Elena	Tomanovich	GS1 Global Office
Elizabeth	Wilson	Kellogg Company
Eric	Ginsburg	Sazerac Company, Inc.
Felipe	Leonardo	GS1 Brasil
Frank	Hogema	GS1 Netherlands
Frederik	Jensen	GS1 Denmark
Gina	Tomassi	PepsiCo, Inc.
GlobalData	Model	GS1 Global Office
Gorkem	Gokmenoglu	GS1 Türkiye
GSMP	Calendar	GS1 Global Office
Haris	Poturković	GS1 Bosnia and Herzegovina
Helene	Bernhard	Nestlé
Henk-Jan	Timmerman	GS1 in Europe
Hideki	Ichihara	GS1 Japan
Holger	Joest	Bayard GmbH
Holger	Thiemann	atrify GmbH
Huang	Xin	GS1 China
Hugh	McBride	Syndigo
Iliada	Karali	GS1 Association Greece
Inge	Duijf	SuperUnie
Iveta	Jagelková	GS1 Slovakia
Ivo	Hristov	Coca Cola European Partners
Izabella	Befinger	Carlsberg
Jan	Schimmel	GS1 Netherlands
Jan	Somers	GS1 Belgium & Luxembourg
Janet	Chin	GS1 Canada
Jeanne	Duckett	Avery Dennison RFID
Jeffrey	Cree	Ahold (USA)
Jennie	Stitzinger	GS1 US
Jenny	Dorbin	Kellogg Company
Jessica	Edmondson	The J.M. Smucker Company
Jessica	Johnston	Kwikee, A Syndigo Company
Joel	Oberdieck	Kwikee, A Syndigo Company
Johan	den Engelse	GS1 Netherlands

Johan	den Engelse	Frug I Com
Johannes	Gollowitzer	Mars, Inc.
Jolanta	Gorniak	Mondelez Europe Services GmbH
Julius	Sieg	METRO Group
Karen	Specht	Salsify
Kate	Thiruchelvam	Mondelez International
Kathrin	Kiesel	Henkel AG. & Co. KGaA
Katrin	Nunez	Descartes
Kenneth	Jørgensen	GS1 Denmark
Kevin	Carroll	Procter & Gamble Co.
Krzysztof	Muszynski	GS1 Poland
Laurent	BRAUD	AGENA 3000 DATA MANAGEMENT
Laurent	Seroux	Procter & Gamble Co.
Lei	Wang	GS1 China
Lena	Grönlund	GS1 Sweden
Lindsey	Kobow	Target Corporation
Lynn	Nathe	Nestlé
Maarten	Marrant	GS1 Belgium & Luxembourg
Madalina	Cernat	GS1 Romania
Maju	Nair	GS1 New Zealand
Manos	Papadakis	GS1 Association Greece
Mao	Nagata	GS1 Japan
Marc	Gale	GS1 Global Office
Marc	Koenig	METRO Group
Marcus	Moritz	GS1 Germany
Marie	Burnay	GS1 Global Office
Marija	Andjelkovic	Mondelez International
Marina	Lopes	Johnson & Johnson Consumer UK Ltd.
Marinus	Bouwman	KNAPP Systemintegration GmbH
Mark	Oetlinger	Syndigo
Mark	Van Eeghem	GS1 Global Office
Markus	Mueller	GS1 Global Office
Martin	Kairu	GS1 South Africa
Maryam	Mirza	GS1 Global Office
Matthias	Bug	GS1 Germany
Mauricio	Vazquez	Colgate-Pamolive
Mehmet	Uyaroglu	Migros-Genossenschafts-Bund
Menno	Flantua	SuperUnie
Micol	Vialetto	GS1 Italy
Mirva	Alatypö	GS1 Finland
Murray	Robb	GS1 Australia
Nadja	Minich	GS1 Global Office
Neil	Gray	GS1 UK
Nicolas	Collignon	GS1 Global Office



Nicolas	Frerejean	GS1 Global Office
Nicolas	Liou	GS1 Chinese Taipei
Nordine	Eddaoudi	GS1 France
Nuno	Azevedo	GS1 Portugal
Patricia	Perrier	Bayard GmbH
Paul	Bouaud	GS1 France
Paulo	Barata	GS1 Global Office
Pedro	Lima	GS1 Portugal
Pei	Wang	GS1 China
Phil	Cooper	NielsenIQ Brandbank
Pieter	Timmermans	Heineken
Priyanka	Rajvanshi	IPC/SUBWAY
Rafael	Ortiz	Kenvue
Raquel	Abrantes	GS1 Portugal
Rebecca	Nichols	Wakefern Food Corporation
Reiko	Moritani	GS1 Japan
Ricardo	Verza Amaral Melo	GS1 Brasil
Robert	Celeste	Center for Supply Chain Studies
Roel	Geleijnse	Unilever N.V.
Ronald	Bartnik	Procter & Gamble Co.
Saki	Kozuki	GS1 Japan
Sally	McKinley	GS1 US
Scott	Brown	1WorldSync, Inc.
Sean	Lockhead	GS1 Global Office
Sebastián	Rivarola	Eway
Shogo	s-takano	GS1 Japan
Sofia	Salcedo	Logyca
Sophie-Mareen	Scholz	Dr. August Oetker Nahrungsmittel KG
Stefanie	Ebert	Gebr. Heinemann
Stephanie	van Rossum	GS1 Global Office
Steven	Nelson	Tyson
Tanja	Thomsen	GS1 Germany
Tasha	Wiehe	GS1 Global Office
Taylan	Bagcigil	GS1 Global Office
Tomas	Tluchor	GS1 Czech Republic
Toni	Baxter Juenger	Procter & Gamble Co.
Tracy	Scott	Wal-Mart Stores, Inc.
Veronika	Chudomelová	GS1 Slovakia
Vivian	Underwood	GS1 US
Wenyu	Wang	GS1 China
Xiaojiao	Lv	GS1 China
Xiaoyun	Sun	GS1 China
Yiyuan	Li	GS1 China
Yomi	Oladokun	GS1 Netherlands



Yvonne	Hoeting	Mars, Inc.
ZhangLi	Pollet	GS1 Belgium & Luxembourg
Zubair	Nazir	GS1 Canada

## Log of Changes

Release	Date of Change	Changed By	Summary of Change
1.0	Dec 2020	Marc Gale	Initial publication under GSMP WR-20-324
1.1	Jan 2021	Global Data Model – Global Sub Team	Added section for Contact Information attributes under GSMP WR-20-325. Errata update under GSMP WR-20-407 to add the notation “No GTIN Assigned” under the pallet image in Hierarchy example Sec 2.2.
1.2	Feb 2021	Global Data Model – Global Sub Team	Added sections for Identifier attributes under GSMP WR-20-403 and for Descriptor attributes under GSMP WR-20-404.
1.3	Apr 2021	Global Data Model – Global Sub Team	Added sections for Contents, Weights & Dimensions attributes under GSMP WR-20-426, for Marketing & Consumer Facing attributes under GSMP WR-20-427 and for Packaging attributes under GSMP WR-21-014.
1.4	May 2021	Global Data Model – Global Sub Team	Added sections for Financial attributes under GSMP WR-21-018, for Nutritional Facts attributes under GSMP WR-21-017 and for Digital Assets attributes under GSMP WR-21-097.
1.5	Jul 2021	Global Data Model – Global Sub Team	Added sections under GSMP work requests as follows: WR-21-049 Compliance, Regulatory and Import Classification WR-21-065 Product Life Cycle WR-21-140 Claims and Certifications WR-21-141 Category Specific WR-21-192 Introduction (includes sections for Glossary and References, placed at the end of the document)
1.6	Nov 2021	Global Data Model – Global Sub Team	Updates under GSMP work requests as follows: WR-21-217 – Section 15.4.4.2 – Add a paragraph before the business process notes for feeding table attributes describing how they are used together. Add a sentence to the business process note for <i>Feeding Instructions</i> (BMS ID 5913) to indicate the best practice of including an image for complex feeding instructions. WR-21-230 – Section 5.1.2 – Update image of Pot & Pan cleanser to include net content. WR-21-227 – Section 13.2 – Replace the image of a branded package of gnocchi with an un-branded package of rice. WR-21-155 – Section 5.2 – remove attribute <i>additionalTradeItemDescription</i> (BMS ID 3504). WR-21-259 – Section 15.2.2 – Add a paragraph after the section title explaining how attributes may be repeated. Update business process notes for attributes <i>Fish Scientific Name</i> (BMS ID 912) and <i>Fishing Gear Code</i> (BMS ID 914), and remove the note for <i>Catch Area Code</i> (BMS ID 6147). WR-21-272 – Section 6.3 - update attribute name in table header to "Irregularly Configured Pallet Indicator"; Section 6.4 – BMS ID 3611, update ADB name to "Irregularly Configured Pallet Indicator" and change the ADB definition to "The indicator specifying that a pallet does not have a consistent configuration of items across layers."

Release	Date of Change	Changed By	Summary of Change
1.7	Feb 2022	Global Data Model – Global Sub Team	<p>WR-22-060 – Section 6 Intro paragraph; Section 6.4 business process notes; Section 17 standards list – Replace the name and URL of the Package Measurement Rules document with the new name (Package and Product Measurement Standard) and URL.</p> <p>WR-22-073 – Sections 10.1 and 10.2 – update allergen examples with revised code names for <i>Allergen Type Code</i> values.</p>
1.8	May 2022	Global Data Model – Global Sub Team	<p>WR-21-460 – Section 1.1.1 – Add sentence indicating users should refer to local requirements and regulations when determining data that is required for local data exchange; users should reference the Log of Changes when looking for data that has been updated or deleted from the AIG.</p> <p>WR-22-030 – Section 6.4 – Add text to business process note for attribute Net Content Statement (BMS ID 3741) indicating that this attribute should not be used to specify the size of fruits and vegetables.</p> <p>Section 6.2.6 – Add example of use of Net Content and Net Content statement for a package of apples.</p> <p>WR-22-029 – Section 7.7 – Add a business process note for attribute Usage Period After Opening (BMS ID 3709) to indicate best practice where products within a multi pack are individually labelled with different values of the safe-to-use after opening period.</p> <p>WR-22-092:</p> <p>Sections 4.1 and 4.2 business process notes on GLNs and Section 17 standards list – Replace the name and URL of the GLN Allocation Rules Guidelines document with the new name (GS1 GLN Allocation Rules Standard) and URL.</p> <p>Section 17 standards list – Remove the reference to the Package Measurement Rules Implementation Guideline document, which has been deprecated.</p>
1.9	August 2022	Global Data Model – Global Sub Team	<p>WR-22-074 – Remove information from business process notes and examples for the following attributes:</p> <ul style="list-style-type: none"> <li>isHomogenised (BMS ID 880)</li> <li>consumerFirstDeliveryDate (BMS ID 1029)</li> <li>numberOfServingsRangeDescription (BMS ID 1367)</li> <li>platformTermsAndConditionsCode (BMS ID 2180)</li> <li>isTradeItemRegulationCompliant (BMS ID 3074)</li> <li>tradeItemPrice (BMS ID 3383)</li> <li>tradeItemPriceTypeCode (BMS ID 3385)</li> <li>brandMarketingDescription (BMS ID 5891)</li> </ul> <p>WR-22-147 – Section 7.7 – Add an example image for attribute Usage Period After Opening (BMS ID 3709).</p> <p>WR-21-465:</p> <p>Section 7.8 – update Business Process Note for attribute Dietary Regime Code (BMS ID 1066)</p> <p>Section 13.3 – add image examples illustrating the relationship between Dietary Regime Code, Element Claim Code and Claim Type Code.</p> <p>Section 13.4 – update Business Process Notes for attributes Element Claim Code (BMS ID 1709) and Claim Type Code (BMS ID 1710)</p>
1.10	May 2023	Global Data Model – Global Sub Team	<p>WR-23-086 – Section 13.4 – replaced BMS IDs for deprecated attributes Nutritional/Health Claim Description (BMS ID 1682), Element Claim Code (BMS ID 1709) and Claim Type Code (BMS ID 1710) with BMS IDs of new attributes 7239, 7233 and 7237, respectively.</p> <p>Section 13.5.3 – replace “NutritionalClaimNutrientElementCode” in code definitions with “ClaimElementCode”.</p>

Release	Date of Change	Changed By	Summary of Change
1.11	Nov 2023	Global Data Model – Global Sub Team	WR-23-300 – Section 6.4 – in Business Process Notes for BMS ID 3741, changed reference to “Size Description (BMS ID 3800)” to “Size Description (BMS ID 7218)”. Section 7.8 – changed BMS ID of Size Description from 3800 to 7218.
1.12	Feb 2024	Global Data Model – Global Sub Team	WR-23-397: <ul style="list-style-type: none"> <li>Section 12.2.1: Update the ADB Business Definition for attribute Regulation Type Code (BMS ID 3070).</li> <li>Section 13.4 – Update the ADB Business Names and Definitions for attributes claimDescription (BMS ID 7239), claimElementCode (BMS ID 7233) and claimTypeCode (BMS ID 7237). Update reference to the attributes in the Business Process Notes, in the image in Section 13.3 and in Section 13.5.2.</li> <li>Section 13.5.2 and 13.5.3: Update sentence that indicates that the attribute name is different in the GDD to show correct name.</li> </ul> WR-23-399: <ul style="list-style-type: none"> <li>Remove references to the GDD throughout the document.</li> <li>Section 1.1.1 – change reference “GDM Interim Navigator” to “GS1 GDM Navigator” and add reference to the GS1 GDSN Navigator.</li> <li>Change all links to the GS1 Global Data Dictionary to GS1 GDSN Navigator: Sections 3.3.1, 7.1, 7.2, 9.2.2, 11.1, 13.5.1, 13.5.2, 13.5.3, 13.5.4, 15.4.1, 15.4.4.1 (BMS ID 204).</li> <li>Section 13.5.4 – remove note indicating symbols are found in the Packaging Label Guide. Change reference to “Global Master Data” to “Global Product Master Data”.</li> <li>Section 16 – Remove entry for GDD in Glossary</li> <li>Section 17 – add entries for the GDM Navigator and the GDSN Navigator; remove entries for GDD, GDD Code Lists and GS1 Glossary.</li> </ul>
1.13	Nov 2024	Global Data Model – Global Sub Team	WR-24-252: <ul style="list-style-type: none"> <li>Update the ADB Business Name from “Packaging Level Code” to “Product Hierarchy Level Code” (BMS ID 66) in the example table headers in Sections 2.1, 2.2, 2.3, 2.4 and 2.5, and in the Business Process Notes table in Section 2.6</li> </ul>

## Disclaimer

GS1®, under its IP Policy, seeks to avoid uncertainty regarding intellectual property claims by requiring the participants in the Work Group that developed this **GS1 Global Data Model Attribute Implementation Guideline** to agree to grant to GS1 members a royalty-free licence or a RAND licence to Necessary Claims, as that term is defined in the GS1 IP Policy. Furthermore, attention is drawn to the possibility that an implementation of one or more features of this Specification may be the subject of a patent or other intellectual property right that does not involve a Necessary Claim. Any such patent or other intellectual property right is not subject to the licencing obligations of GS1. Moreover, the agreement to grant licences provided under the GS1 IP Policy does not include IP rights and any claims of third parties who were not participants in the Work Group.

Accordingly, GS1 recommends that any organisation developing an implementation designed to be in conformance with this Specification should determine whether there are any patents that may encompass a specific implementation that the organisation is developing in compliance with the Specification and whether a licence under a patent or other intellectual property right is needed. Such a determination of a need for licencing should be made in view of the details of the specific system designed by the organisation in consultation with their own patent counsel.

THIS DOCUMENT IS PROVIDED “AS IS” WITH NO WARRANTIES WHATSOEVER, INCLUDING ANY WARRANTY OF MERCHANTABILITY, NONINFRINGEMENT, FITNESS FOR PARTICULAR PURPOSE, OR ANY WARRANTY OTHERWISE ARISING OUT OF THIS SPECIFICATION. GS1 disclaims all liability for any damages arising from use or misuse of this document,





whether special, indirect, consequential, or compensatory damages, and including liability for infringement of any intellectual property rights, relating to use of information in or reliance upon this document.

GS1 retains the right to make changes to this document at any time, without notice. GS1 makes no warranty for the use of this document and assumes no responsibility for any errors which may appear in the document, nor does it make a commitment to update the information contained herein.

GS1 and the GS1 logo are registered trademarks of GS1 AISBL.

# Table of Contents

<b>1</b>	<b>Introduction .....</b>	<b>13</b>
1.1	How to Use This Guideline .....	13
1.1.1	Relationship to GDM and Other Standards, Solutions and Guidelines .....	13
1.1.2	Document Structure .....	13
1.1.3	Technical Aspects of Attributes .....	14
1.2	Comments and Questions on the Standards .....	14
1.3	Guiding Principles .....	14
<b>2</b>	<b>Trade Item Hierarchy.....</b>	<b>15</b>
2.1	Simple Hierarchy.....	16
2.2	Non-GTIN Pallet Hierarchy.....	18
2.3	Complex Hierarchy .....	20
2.4	Variety Pack Hierarchy .....	22
2.5	Loose or Prepacked Product Hierarchy .....	24
2.6	Hierarchy Attributes – Business Process Notes .....	25
<b>3</b>	<b>Contact Information .....</b>	<b>27</b>
3.1	Contact Information on a Product Label Example .....	28
3.2	Contact Information on an Invoice Example.....	29
3.3	Contact Information Options.....	30
3.3.1	Contact Type Codes .....	30
3.3.2	Contact Method Codes.....	30
3.4	Contact Information Attributes – Business Process Notes .....	31
<b>4</b>	<b>Identifiers.....</b>	<b>32</b>
4.1	Identifiers Attributes – Business Process Notes .....	32
4.2	Notes on GTIN and GLN use in Master Data Exchange .....	35
<b>5</b>	<b>Descriptions.....</b>	<b>35</b>
5.1	Examples of How to Populate Description Attributes .....	35
5.1.1	Food Example.....	36
5.1.2	Cleanser Example .....	37
5.2	Descriptions Attributes – Business Process Notes .....	38
<b>6</b>	<b>Contents, Weights and Dimensions.....</b>	<b>39</b>
6.1	Measurement Examples .....	39
6.1.1	Measurement Example for GTIN Pallets .....	39
6.1.2	Measurement Example for Non-GTIN Pallets.....	41
6.1.3	Measurement Example for Display Ready Packaging.....	43
6.2	Net Content and Net Content Statement Examples.....	44
6.2.1	Ice Cream Bars.....	44
6.2.2	Yogurt.....	45
6.2.3	Toilet Paper.....	46
6.2.4	Shampoo Two-Pack.....	47
6.2.5	Shampoo and Conditioner Mixed Package .....	48
6.2.6	Package of Apples.....	49
6.3	Regular/Irregular Pallet Configuration/Layout Examples .....	50

6.4	Contents, Weights and Dimensions Attributes – Business Process Notes.....	51
<b>7</b>	<b>Marketing &amp; Consumer Facing .....</b>	<b>55</b>
7.1	Battery Size Type Code Examples .....	55
7.2	Battery Material Type Code Examples .....	56
7.3	Preparation Type Code / Preparation Instructions Example (Frozen Pizza) .....	57
7.4	Preparation Type Code / Preparation Instructions Example (Vegetable Fried Rice) .....	58
7.5	Serving Suggestion Example .....	59
7.6	Target Consumer Age Example .....	60
7.7	Usage Period After Opening Example .....	61
7.8	Marketing and Consumer Facing Attributes – Business Process Notes .....	62
<b>8</b>	<b>Packaging .....</b>	<b>66</b>
8.1	Packaging Examples – Each Level .....	66
8.1.1	Net Bag .....	66
8.1.2	Cereal Box .....	67
8.2	Packaging Example – Inner Pack Level.....	68
8.3	Packaging Example – Case Level.....	69
8.4	Packaging Example – Pallet Level.....	70
8.5	Packaging Attributes – Business Process Notes .....	71
<b>9</b>	<b>Finance (Tax and Pricing) .....</b>	<b>73</b>
9.1	Pricing Attributes Example.....	73
9.2	Code Examples .....	74
9.2.1	Tax Type Codes .....	74
9.2.2	Tax Category Codes .....	74
9.3	Finance – Business Process Notes .....	76
<b>10</b>	<b>Nutritional Facts.....</b>	<b>77</b>
10.1	Allergen Attributes Example – Mixed Nuts (North American Label).....	77
10.2	Allergen Attributes Example – Crackers (European Label).....	78
10.3	Allergen Attributes Example – Rice (No Allergens Present) .....	79
10.4	Ingredient Statement Example – Mixed Nuts (North American Label).....	80
10.5	Ingredient Statement Example – Crackers (European Label).....	81
10.6	Non-Food Ingredient Statement Example – Laundry Detergent .....	82
10.7	Non-Food Ingredient Statement Example – Active and Inactive Ingredients.....	83
10.8	Nutritional Facts Attributes – Business Process Notes.....	84
10.8.1	Allergen Attributes .....	84
10.8.2	Nutrient Quantity Attributes .....	85
10.8.3	Nutrient Basis and Serving Size Attributes .....	86
10.8.4	Ingredients, Additives and Other Nutritional Attributes .....	87
<b>11</b>	<b>Digital Assets .....</b>	<b>89</b>
11.1	Digital Asset Type Code Examples .....	89
11.2	Digital Assets Attributes – Business Process Notes.....	90
<b>12</b>	<b>Compliance, Regulatory and Import Classification .....</b>	<b>91</b>
12.1	Examples of Additional Legal Product Information on Label.....	92
12.2	Compliance, Regulatory and Import Classification – Business Process Notes .....	93
12.2.1	Compliance and Regulation Attributes .....	93

12.2.2 Hazardous Materials Attributes ..... 94

12.3 Import Classification (Country of Origin) – Business Process Notes..... 98

**13 Claims and Certifications..... 99**

13.1 Example of Third Party Accreditation Symbol on Product Package Code – North America.....100

13.2 Example of Third Party Accreditation Symbol on Product Package Code – Europe .....101

13.3 Examples of Claim Element Code, Claim Type Code and Dietary Regime Code .....102

13.4 Claims and Certifications– Business Process Notes .....103

13.5 Claims and Certifications – Code List Examples .....104

13.5.1 Genetically Modified Declaration Code .....104

13.5.2 Claim Element Code .....105

13.5.3 Claim Type Code.....106

13.5.4 Third Party Accreditation Symbol on Product Package Code.....107

**14 Product Life Cycle..... 110**

14.1 Product Life Cycle Attributes – Timeline Example .....111

14.2 Product Life Cycle – Business Process Notes .....112

**15 Category Specific Attributes ..... 113**

15.1 Food.....113

15.1.1 Percent of Milk Fat in Dairy Examples .....114

15.1.2 Growing Method Code Examples .....115

15.1.3 Food Attributes – Business Process Notes .....116

15.2 Fish.....116

15.2.1 Fish Attributes Example .....117

15.2.2 Fish Attributes – Business Process Notes .....118

15.3 Fresh Fruits and Vegetables.....119

15.3.1 Genus and Species Attributes Example – Apples and Peppers .....120

15.3.2 Genus and Species Attributes Example – Flower Seeds .....121

15.3.3 Percent of Fruit Juice Example .....122

15.3.4 Fresh Fruits and Vegetables Attributes – Business Process Notes .....123

15.4 Pet Food .....123

15.4.1 Pet Food Nutrient Chart Example .....123

15.4.2 Pet Food Feeding Chart Example – Using Minimum/Maximum Weight of Animal Being Fed + Minimum/Maximum Feeding Amount .....124

15.4.3 Pet Food Feeding Chart Example – Using Maximum Weight of Animal Being Fed + Feeding Amount 125

15.4.4 Pet Food Attributes – Business Process Notes .....127

15.5 Alcoholic Beverages.....130

15.5.1 Alcoholic Beverages Attributes Example .....131

15.5.2 Alcoholic Beverages Attributes – Business Process Notes .....132

15.6 Beauty and Personal Care .....133

15.6.1 Sun Protection Factor (SPF) Attribute Example .....133

15.6.2 Beauty and Personal Care Attributes – Business Process Notes .....134

**16 Glossary of Terms and Abbreviations ..... 135**

**17 References and Links ..... 136**

# 1 Introduction

The purpose of the GS1 **Global Data Model** (GDM) is to simplify and harmonise the exchange of master data. The GDM will identify and define—in a globally consistent way—the set of foundational attributes needed to manage a product through its life cycle, such as: listing, ordering, moving, storing, selling and discontinuing a product both digitally and physically. The intention of the GDM is to enable an improved Consumer experience and to reduce complexity by harmonising foundational data across the industry.

The purpose of the GS1 **GDM Attribute Implementation Guideline** (AIG) is to provide clarity and practical business advice regarding the use of the GDM attributes and, in some cases, instruction on managing the interaction of multiple attributes.

## 1.1 How to Use This Guideline

### 1.1.1 Relationship to GDM and Other Standards, Solutions and Guidelines

The GS1 **GDM Attribute Implementation Guideline** is intended to be used in conjunction with the GS1 **Global Data Model** (GDM) and the GS1 **Attribute Definitions for Business** (ADB) standards. This document assumes a general familiarity with the Global Data Model and its concepts. If additional background information is needed, links to GDM training materials can be found in Section [17](#).

The unique identifier providing a common link between these documents is the GS1 **Business Message Standard Identifier** (BMS ID), which is also used to identify attributes throughout many of the GS1 standards, guidelines, solutions and tools, including the GS1 **GDM Navigator**, GS1 **GDM Attribute Analysis Tool, Verified by GS1**, GS1 **Global Data Synchronisation Network** (GDSN), GS1 **GDSN Navigator** and the GS1 **Trade Item Implementation Guideline** (TIIG). The GS1 BMS ID is the key/gateway to all elements, technical and business, for all attributes. Links to these and other applicable GS1 documents and solutions can be found in in Section [17](#).

The **Global Data Model** standard provides the BMS IDs of all attributes included in the Global and Regional layers of the model, describes the layer that is applicable to each product category and sub-category for each attribute, and further defines restrictions on Mandatory and Conditionally Mandatory attributes. The GDM standard also contains selected reference material from the ADB and GDSN standard.

Information in this document will be modified to align with changes in the **Global Data Model**. Users should reference the [Log of Changes](#) at the beginning of this document when looking for data that has been updated or deleted from the **GDM Attribute Implementation Guideline**.

Users should refer to **local** requirements and regulations when determining data that is required for local data exchange.

### 1.1.2 Document Structure

Each section of this document contains guidance for a category of attributes that are related by product type, business process or data value similarities. In some cases there are groups of attributes that are commonly exchanged together or are dependent upon one another.

Many of the attribute sections contain visual examples illustrating best practices for populating the values of individual or groups of attributes. Product image examples have been drawn from many regions around the globe. These examples are not exhaustive, rather they aim to provide high level guidance about the types of information contained in the attributes and how the content may differ under various conditions.

Some attribute sections also provide a sampling of code values, names and definitions that are commonly used when populating an attribute associated with a specific code list. In these cases, reference links to the full code list documentation are also provided.

Finally, each attribute section contains a set of business process notes associated with each attribute in the group. These notes are designed to relate useful day-to-day recommendations when considering how to populate the data for these attributes. For example, some attribute values could vary depending on the relationship between buyers and sellers (e.g., a single seller may have

different product effective dates for different buyers). These types of business process tips and recommendations are described in the business process notes. For some attributes no business process notes were developed (designated with the notation “no additional notes”); these are cases where the existing definitions are deemed to be sufficient to fully describe the use of the attributes.

Also included are the BMS ID, ADB Attribute Name and ADB Attribute Definition for each of the attributes. There will certainly be cases when a user of this document determines that, even beyond the examples and business process notes provided, further information is needed to fully clarify how an attribute is used relative to a market-specific condition. Readers are encouraged to access the referenced standards as needed. **Most importantly**, when developing information to be exchanged, it is recommended to refer to local/regional market regulations and to your local GS1 Member Organisation (MO) for best practices.

### 1.1.3 Technical Aspects of Attributes

The GDM is a technology agnostic standard, i.e., it provides a list of data attributes without assumptions as to the technology that is used to implement the exchange of data, be it the GS1 GDSN (Global Data Synchronous Network), solution provider API, Excel spreadsheet, or some other method. The guidance provided in this document attempts to conform to this technology agnostic ideal as much as possible. Where technical details are required to clarify attribute usage or address common business processes, specific technology details or references to technology-specific documents may be provided. These references are included only to provide additional clarity on the business usage of the attributes themselves and not to promote the usage of any specific technology for implementation.

There are scenarios where “technical” attributes will need to be exchanged, such as units of measures (cm or mL), currency (for pricing) or language. The manner in which these types of values are exchanged depends on the implementation technology and market requirements. For example, there may be language dialect differences per target market (e.g., there is French for France and French for Belgium) that are traded if they appear on the package. Some attributes may be repeated for multiple languages (e.g., *Preparation Instructions* may be repeated for multiple languages for the same *Preparation Type Code*). The relationship between the GDM attributes and these technical attributes can be found in the GDM standard spreadsheet.

Other technical aspects of an attribute may include its data type, size and repeatability, i.e., all of the meta data associated with an attribute. Once again, these may be dependent on implementation. Users are encouraged to work with their solution provider or local GS1 MO to help determine how these technical aspects impact your implementation.

## 1.2 Comments and Questions on the Standards

While utilising this guideline (or other GS1 standards), users may encounter a situation where they are unable to find a specific attribute in the GDM or code value in a specific code list that meets the need of their product. To resolve this challenge, the first step is to look further into the GDSN standard, which contains all GS1 standard attributes and GS1-maintained code lists. Some local code lists are also posted on the GDSN Local Code List web page (accessible through the GS1 GDSN standards web page at <https://www.gs1.org/standards/gdsn>). However, your local GS1 MO is the best resource when researching market-specific codes. Finally, your local GS1 MO may, through the GDM governance process, propose work requests to add/modify attributes and codes when the need arises.

Comments on, and questions about, this document may be addressed to the Global Data Model team at [globaldatamodel@gs1.org](mailto:globaldatamodel@gs1.org).

## 1.3 Guiding Principles

The GS1 **GDM Attribute Implementation Guideline** was developed around a common set of guiding principles.


- Utilise the **GS1 Style Guide** when referring to styling principles.
- Always use non-branded images.

- Minimise the detail required to create clarity for users. Create the visual equivalent of a GS1 Attribute Definition for Business where appropriate.
- Business Process Notes serve as practical guidance on use of an attribute or attribute set. They serve as “tips” in addition to existing attribute names and/or definitions. They shall not repeat or restructure existing names or definitions.
- Link to the location of existing standards where more detail could be useful.
- When referring to another attribute in the Business Process Notes, refer to the full ADB business name (or, if no ADB name is available, the GDSN technical name, in *italics*).
- Indications of Yes/No responses (such as those for Boolean logic) will be expressed as True/False.
- The word “shall” is to be used rather than “must”.
- When referring to codes within an illustrated example or diagram, use the more business-friendly Code List Name rather than the Code List Value. When providing a table of codes to illustrate commonly used codes for a code list, both the Code List Name and Value should be given.
- In general, use the term “buyer” when referring to an entity that purchases products (a demand side partner), for example a recipient or retailer, except where a more specific term is required by context.
- In general, use the term “seller” when referring to an entity that supplies products (a supply side partner), for example a manufacturer or distributor, except where a more specific term is required by context.

## 2 Trade Item Hierarchy

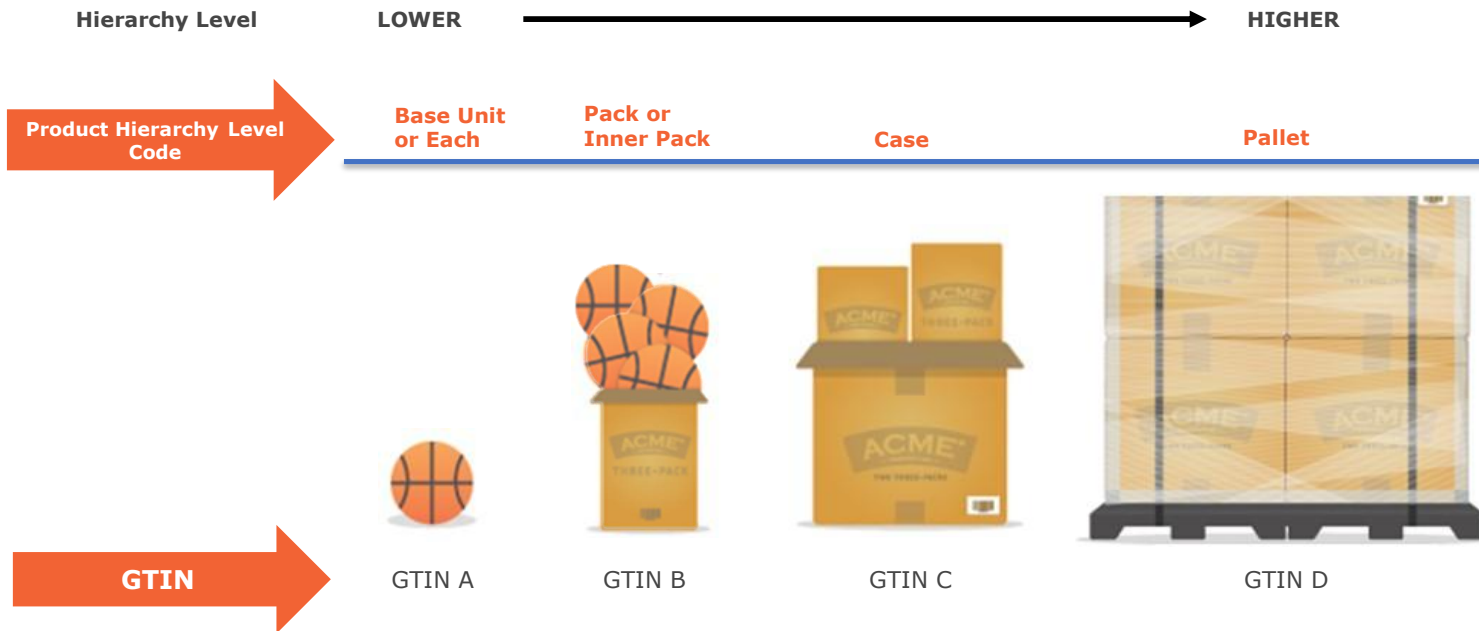
A trade item hierarchy consists of multiple GTINs linked together to represent a product's packaging hierarchy levels. Each level of the hierarchy is assigned a unique GTIN, and represents that specific unit, pack, case, or pallet.

The objective in this section is to understand how to set up trade items with different hierarchies – a simple hierarchy, a complex hierarchy, a hierarchy containing a variety pack and a hierarchy containing a display unit.

 **Important:** GTINs depicted in the examples in this section are represented generically (e.g. GTIN A, GTIN B, etc.). The specifics of GTIN management and options are out of scope for the Attribute Implementation Guideline.

For more information on the [GS1 GTIN Management Standard](https://www.gs1.org/gtinrules), please refer to [www.gs1.org/gtinrules](https://www.gs1.org/gtinrules).

## 2.1 Simple Hierarchy



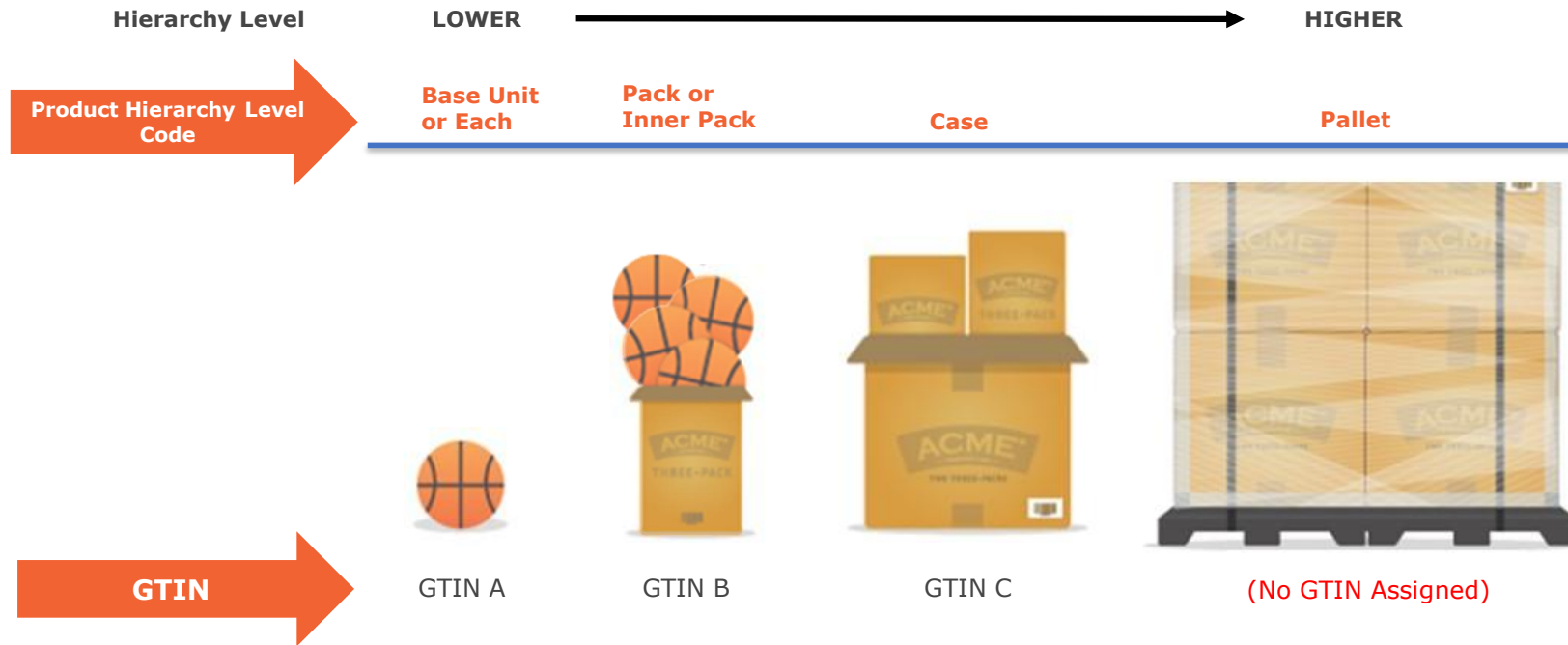
GTIN	Product Hierarchy Level Code	Product Description	Count of Each Specific Product	GTIN (Global Trade Item Number) of the Contained Product	Number of Different Products	Total Count of All Products	Base Unit Indicator	Consumer Unit Indicator	Orderable Unit Indicator	Shipping Unit Indicator	Number of Layers per GTIN	Number of Units per Layer in a GTIN
GTIN A	Base Unit or Each	ACME Regulation Size Orange Basketball 29.5"					True	True	False	False		





GTIN	Product Hierarchy Level Code	Product Description	Count of Each Specific Product	GTIN (Global Trade Item Number) of the Contained Product	Number of Different Products	Total Count of All Products	Base Unit Indicator	Consumer Unit Indicator	Orderable Unit Indicator	Shipping Unit Indicator	Number of Layers per GTIN	Number of Units per Layer in a GTIN
GTIN B	Pack or Inner Pack	ACME Regulation Size Orange Basketball 29.5", 4 pack	4	GTIN A	1	4	False	True	False	False		
GTIN C	Case	ACME Regulation Size Orange Basketball 29.5", 4 pack / 2	2	GTIN B	1	2	False	False	True	True		
GTIN D	Pallet	ACME Regulation Size Orange Basketball 29.5", 4 pack / 2 / 4	4	GTIN C	1	4	False	False	False	True	2	2

## 2.2 Non-GTIN Pallet Hierarchy

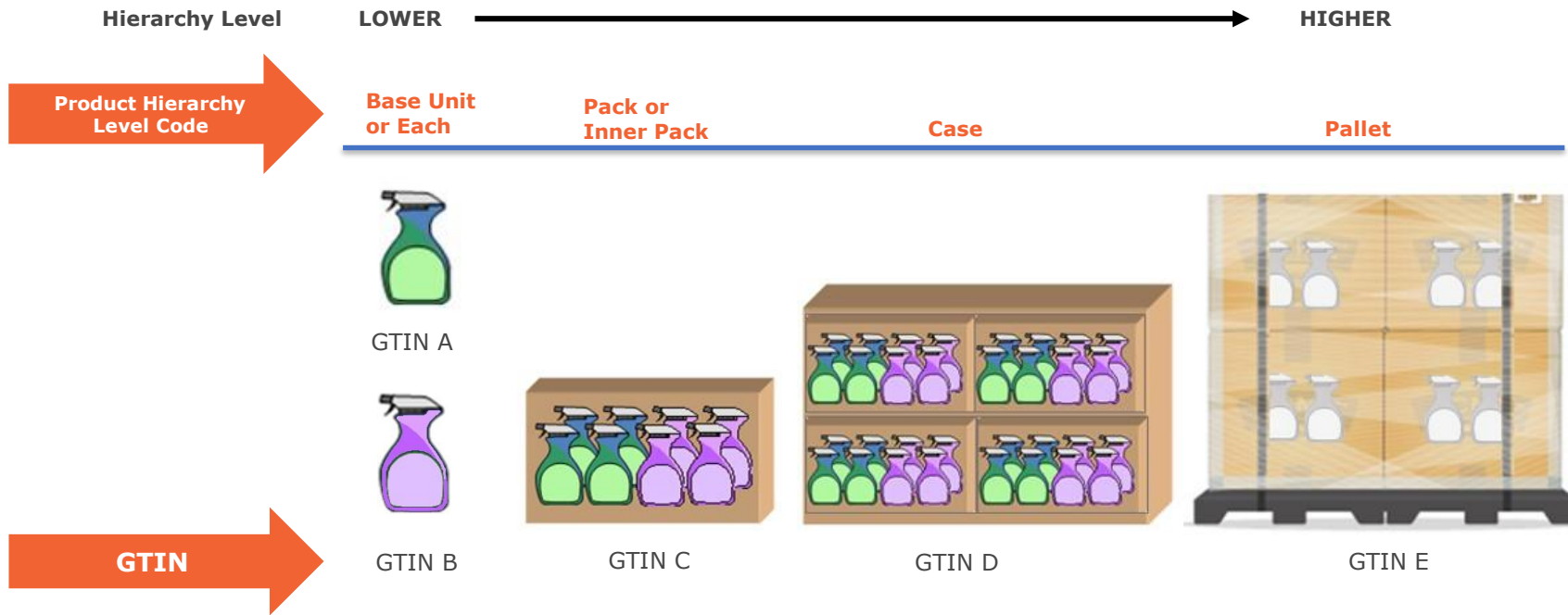


GTIN	Product Hierarchy Level Code	Product Description	Count of Each Specific Product	GTIN (Global Trade Item Number) of the Contained Product	Number of Different Products	Total Count of All Products	Base Unit Indicator	Consumer Unit Indicator	Orderable Unit Indicator	Shipping Unit Indicator	Count of This Specific Item in a Non-GTIN Logistic Unit	Number of Layers per non-GTIN Pallet	Number of Units per Layer in a non-GTIN Pallet
GTIN A	Base Unit or Each	ACME Regulation Size Orange Basketball 29.5"					True	True	False	False			



GTIN	Product Hierarchy Level Code	Product Description	Count of Each Specific Product	GTIN (Global Trade Item Number) of the Contained Product	Number of Different Products	Total Count of All Products	Base Unit Indicator	Consumer Unit Indicator	Orderable Unit Indicator	Shipping Unit Indicator	Count of This Specific Item in a Non-GTIN Logistic Unit	Number of Layers per non-GTIN Pallet	Number of Units per Layer in a non-GTIN Pallet
GTIN B	Pack or Inner Pack	ACME Regulation Size Orange Basketball 29.5", 4 pack	4	GTIN A	1	4	False	True	False	False			
GTIN C	Case	ACME Regulation Size Orange Basketball 29.5", 4 pack / 2	2	GTIN B	1	2	False	False	True	True	4	2	2

### 2.3 Complex Hierarchy



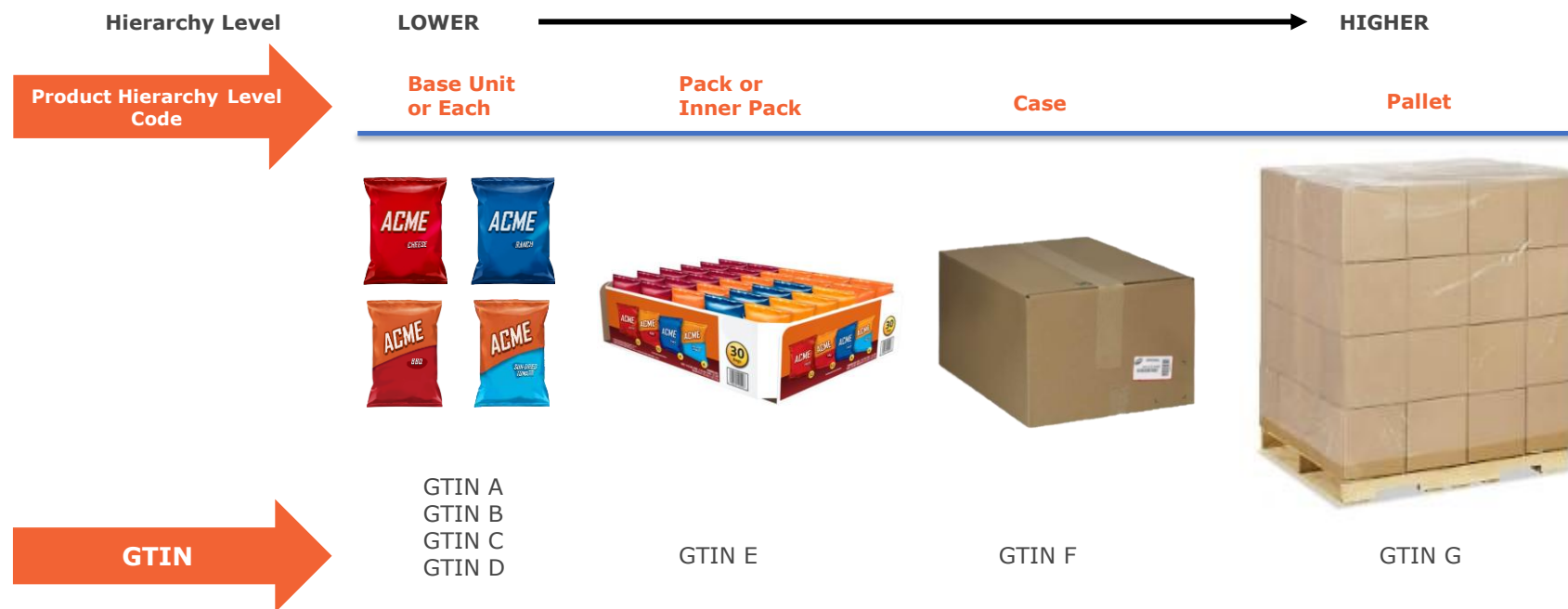
GTIN	Product Hierarchy Level Code	Product Description	Count of Each Specific Product	GTIN (Global Trade Item Number) of the Contained Product	Number of Different Products	Total Count of All Products	Base Unit Indicator	Consumer Unit Indicator	Orderable Unit Indicator	Shipping Unit Indicator	Number of Layers per GTIN	Number of Units per Layer in a GTIN
GTIN A	Base Unit or Each	ACME Ocean Mist Disinfectant Spray 25 oz					True	True	False	False		
GTIN B	Base Unit or Each	ACME Lavender Disinfectant Spray 25 oz					True	True	False	False		



GTIN	Product Hierarchy Level Code	Product Description	Count of Each Specific Product	GTIN (Global Trade Item Number) of the Contained Product	Number of Different Products	Total Count of All Products	Base Unit Indicator	Consumer Unit Indicator	Orderable Unit Indicator	Shipping Unit Indicator	Number of Layers per GTIN	Number of Units per Layer in a GTIN
GTIN C	Pack or Inner Pack	ACME Ocean Mist Disinfectant Spray 25 oz / 4 ACME Lavender Disinfectant Spray 25 oz / 4, 8 pack	4 4	GTIN A GTIN B	2	8	False	True	False	False		
GTIN D	Case	ACME Ocean Mist Disinfectant Spray 25 oz / 4 ACME Lavender Disinfectant Spray 25 oz / 4, 8 pack / 4	4	GTIN C	1	4	False	False	True	True		
GTIN E	Pallet	ACME Ocean Mist Disinfectant Spray 25 oz / 4 ACME Lavender Disinfectant Spray 25 oz / 4, 8 pack / 4 / 4	4	GTIN D	1	4	False	False	False	True	2	2

## 2.4 Variety Pack Hierarchy

A variety Pack is a predefined pack of two or more trade items that are combined and sold together as a single trade item.

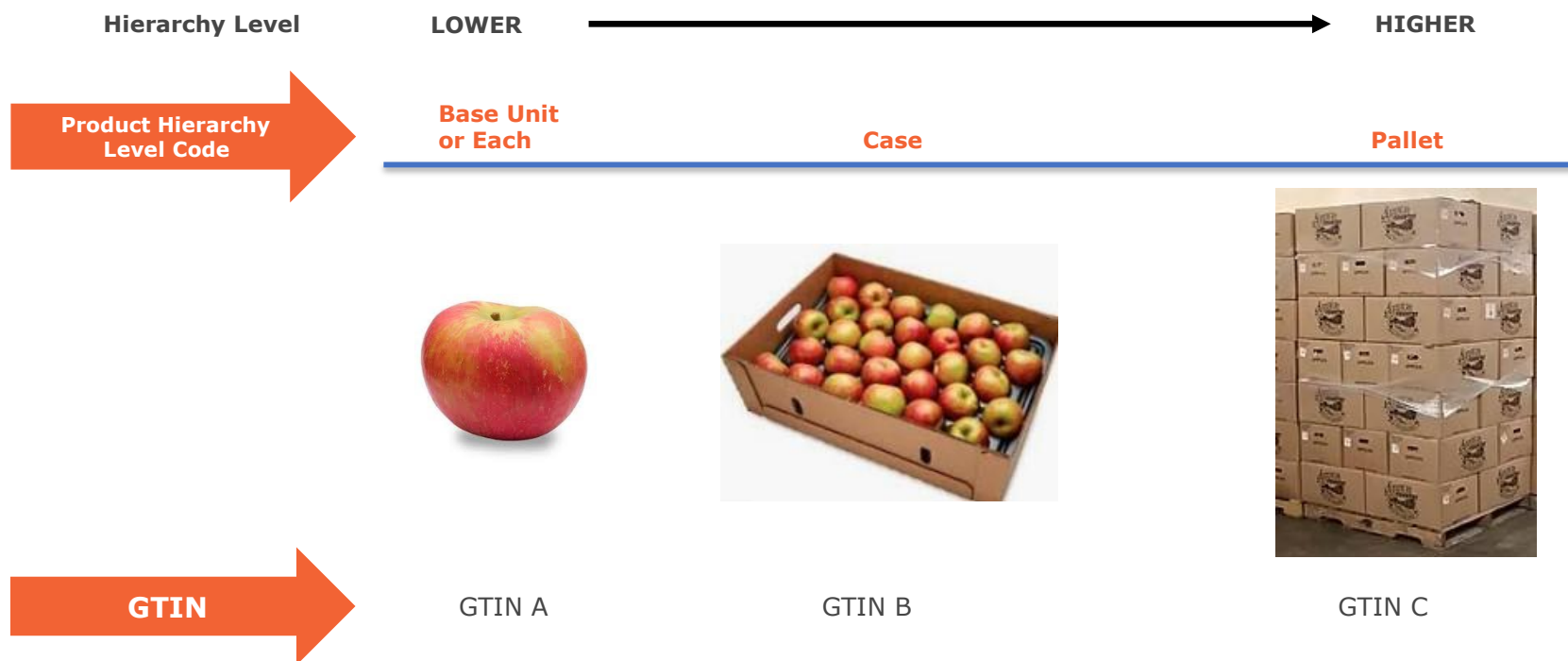


GTIN	Product Hierarchy Level Code	Product Description	Count of Each Specific Product	GTIN (Global Trade Item Number) of the Contained Product	Number of Different Products	Total Count of All Products	Base Unit Indicator	Consumer Unit Indicator	Orderable Unit Indicator	Shipping Unit Indicator	Number of Layers per GTIN	Number of Units per Layer in a GTIN
GTIN A	Base Unit or Each	ACME Cheese Flavored Snacks 2.0 oz					True	True	False	False		



GTIN	Product Hierarchy Level Code	Product Description	Count of Each Specific Product	GTIN (Global Trade Item Number) of the Contained Product	Number of Different Products	Total Count of All Products	Base Unit Indicator	Consumer Unit Indicator	Orderable Unit Indicator	Shipping Unit Indicator	Number of Layers per GTIN	Number of Units per Layer in a GTIN
GTIN B	Base Unit or Each	ACME Ranch Flavored Snacks 2.0 oz					True	True	False	False		
GTIN C	Base Unit or Each	ACME BBQ Flavored Snacks 1.75 oz.					True	True	False	False		
GTIN D	Base Unit or Each	ACME Sun-Dried Tomato Flavored Snacks 1.75 oz					True	True	False	False		
GTIN E	Pack or Inner Pack	ACME Snacks, Mix Variety Pack, 30 ct Single Bags	12 4 10 4	GTIN A GTIN B GTIN C GTIN D	4	30	False	True	False	False		
GTIN F	Case	ACME Snacks, Mix Variety Pack, 30 ct / 4	4	GTIN E	1	4	False	False	True	True		
GTIN G	Pallet	ACME Snacks, Mix Variety Pack, 30 Single Bags/ 4 / 32	32	GTIN F	1	32	False	False	False	True	4	8

## 2.5 Loose or Prepacked Product Hierarchy



GTIN	Product Hierarchy Level Code	Product Description	Count of Each Specific Product	GTIN (Global Trade Item Number) of the Contained Product	Number of Different Products	Total Count of All Products	Base Unit Indicator	Consumer Unit Indicator	Orderable Unit Indicator	Shipping Unit Indicator	Number of Layers per GTIN	Number of Units per Layer in a GTIN	Variable Measure Indicator	Loose or Pre-Packed Code
GTIN A	Base Unit or Each	ACME Honeycrisp Apples 1 ea.					True	True	False	False			True	Loose



GTIN	Product Hierarchy Level Code	Product Description	Count of Each Specific Product	GTIN (Global Trade Item Number) of the Contained Product	Number of Different Products	Total Count of All Products	Base Unit Indicator	Consumer Unit Indicator	Orderable Unit Indicator	Shipping Unit Indicator	Number of Layers per GTIN	Number of Units per Layer in a GTIN	Variable Measure Indicator	Loose or Pre-Packed Code
GTIN B	Case	ACME Honeycrisp Apples 40 lbs.	1	GTIN A	1	1	False	False	True	True			True	Loose
GTIN C	Pallet	ACME Honeycrisp Apples 40 lbs. / 7 / 5	35	GTIN B	1	35	False	False	False	True	7	5	True	Loose

## 2.6 Hierarchy Attributes – Business Process Notes

These attributes must be evaluated in conjunction with each other to understand a specific GTIN.

BMS ID	ADB Name	ADB Business Definition	Business Process Notes
56	Base Unit Indicator	The indicator that specifies this product does not contain another intended sellable unit.	The lowest level of the hierarchy shall be designated as the base unit. The base unit has no smaller units identified by a GTIN contained within it. In the case of assortments, each hierarchy shall have at least one base unit.
57	Consumer Unit Indicator	The indicator that specifies the product can be purchased or, in some trade channels (e.g., food service, healthcare), used by, the consumer.	At least one level of the hierarchy shall be designated as a consumer unit. Consumer units are the levels of the hierarchy designated for sale to the customer.
58	Shipping Unit Indicator	The indicator identifying that the information provider considers the trade item as a shipping unit.	It is expected that at least one level of the hierarchy be designated as a shipping unit. Exceptions include services and empty returnable assets.



BMS ID	ADB Name	ADB Business Definition	Business Process Notes
60	Orderable Unit Indicator	The indicator that specifies the product can be ordered.	At least one level of the hierarchy shall be designated as an orderable unit. The orderable unit and the shipping unit do not need to be the same, but often are.
66	Product Hierarchy Level Code	The code that describes the product's packaging level.	Product Hierarchy Level Code indicates whether the unit is an each, case, pack, etc. It does not imply that a unit is a consumer, shipping or orderable unit.
199	Number of Different Products	The number of different products, each with a unique GTIN, within this item.	This is the number of unique GTINs at the next lower level of the hierarchy. The attribute does not have to be populated if the product is a base unit.
200	Total Count of All Products	The total count of all products within this item.	This is the sum all pieces in the package, regardless of GTIN.
202	Count of Each Specific Product	The count of each specific product within this item.	This attribute shows the total quantity of each unique GTIN on the next lower level of the hierarchy, by unique GTIN. <b>Count of Each Specific Product</b> and <b>GTIN of the Contained Product</b> shall be populated together.
3619	Count of This Specific Item in a Non-GTIN Pallet	The count of a specific item contained in a pallet not identified by a GTIN.	When a product is associated with a pallet to which no GTIN is assigned, this attribute is populated on the highest hierarchy level to which a GTIN is assigned.
203	GTIN (Global Trade Item Number) of the Contained Product	The GTIN that uniquely identifies the next lower level product within the packaging/item hierarchy.	This attribute provides the GTIN referenced in the attribute <b>Count of Each Specific Product</b> . <b>Count of Each Specific Product</b> and <b>GTIN of the Contained Product</b> shall be populated together.
3614	Number of Layers per GTIN	The number of complete layers in the logistic unit identified by a GTIN, such as a pallet.	Number of layers may also be known regionally as "HI".
3616	Number of Layers per Non-GTIN Pallet	The number of complete layers in the pallet not identified by a GTIN.	When a product is associated with a pallet to which no GTIN is assigned, this attribute is populated on the highest hierarchy level to which a GTIN is assigned.

BMS ID	ADB Name	ADB Business Definition	Business Process Notes
3618	Number of Units per Layer in a GTIN	The number of units in a complete layer in a logistic unit identified by a GTIN, such as a pallet.	Number of units per layer may also be known regionally as "TI".
3620	Number of Units per Layer in a Non-GTIN Pallet	The number of units in a complete layer in a pallet not identified by a GTIN.	When a product is associated with a pallet to which no GTIN is assigned, this attribute is populated on the highest hierarchy level to which a GTIN is assigned.
3908	Variable Measure Indicator	The indicator that specifies the product content is variable.	A value of "true" indicates that the product has variable content. A value of "false" indicates that the product has fixed content.
3909	Loose or Pre-Packed Code	The code which informs the buyer of how the product is packed for the selling of products that vary in weight or quantity.	A value of "Loose" designates that the product is not packaged but could be bagged at point of sale. A value of "Pre-packed" designates that the product is contained in a package.

### 3 Contact Information

This section deals with a group of attributes that provide detailed information used to communicate with a contact associated with a product. A contact may represent a range of entities, for example a manufacturer, brand owner, importer, customer or consumer support. Contact information may include a telephone number, email address or web site address and is commonly found on the consumer unit package. In addition, some sellers send information that could appear on business documents, such as invoices and packing slips.

The objective in this section is to understand how contact information is populated among this set of attributes.

### 3.1 Contact Information on a Product Label Example



Contact Type Code	Contact	Contact Address	Contact Method Code	Contact Details
Licensee Registrar	ACME Global	123 Acme Street, Montreal, QC H3Z 2Y7		
Consumer Support	ACME Consumer Products		Telephone	1-555-123-4567
			Website	www.acmeconsumer.com/prodinfo

**Notes:**

1. This is one example of contact information on a label. The types of contacts may vary depending on market, product or other local requirements.
2. Contact Method Code and Contact Details may be repeated for the same group of Contact Type Code, Contact and Contact Address.
3. Contact Address, if available, is used in conjunction with Contact and Contact Type Code.
4. Contact Details, if available, is used in conjunction with Contact Method Code.

### 3.2 Contact Information on an Invoice Example

**ACME Finest Frozen Products**  
*"From the tundra to your freezer!"*

127 East Acme Lane  
Hamilton, New Jersey 08501  
Phone: 1 609 555 5555  
Fax: 1 609 555 5556

**INVOICE**

INVOICE #12078  
DATE: 14 OCTOBER 2020

**TO:**  
Accounts Payable  
Top Notch Products Retailer  
901 Broad Street  
Ewing, New Jersey 08560  
Phone: 1 609 555 8888

**SHIP TO:**  
Warehouse Receiving  
Top Notch Products Retailer  
1907 US Highway 35  
Ewing, New Jersey 08611  
Phone: 1 609 555 8899

**COMMENTS OR SPECIAL INSTRUCTIONS:**  
Keep products frozen.

SALESPERSON	P.O. NUMBER	REQUISITIONER	SHIPPED VIA	F.O.B. POINT	TERMS
Barbara Franks	AG 23987008	Chris Evers	ACME Transport	Ewing, NJ	Due on receipt

QUANTITY	DESCRIPTION	UNIT PRICE	TOTAL
12 Cases	ACME Finest Frozen Product A	\$40.00	\$480.00
10 Cases	ACME Finest Frozen Product B	\$70.00	\$700.00
10 Cases	ACME Finest Frozen Product C	\$40.00	\$400.00
5 Cases	ACME Finest Frozen Product D	\$10.00	\$50.00
SUBTOTAL			\$1630.00
SALES TAX			\$97.80
SHIPPING & HANDLING			\$0.00
TOTAL DUE			\$1727.80

If you have any questions concerning this invoice, contact Customer Support:  
ACME Support Services  
127 East Acme Lane  
Hamilton, New Jersey 08501  
Phone: 1 609 555 6767  
Email: customer.support@acmefinest.com

**THANK YOU FOR YOUR BUSINESS!**

If you have any questions concerning this invoice, contact Customer Support:  
ACME Support Services  
127 East Acme Lane  
Hamilton, New Jersey 08501  
Phone: 1 609 555 6767  
Email: customer.support@acmefinest.com

Contact Type Code	Contact	Contact Address*	Contact Method Code	Contact Details
Customer Support	ACME Support Services	127 East Acme Lane, Hamilton, New Jersey 08501	Telephone	1 609 555 6767
			Email	customer.support@acmefinest.com

**\*Note:** additional punctuation may be required between the street address and town for clarity.

### 3.3 Contact Information Options

#### 3.3.1 Contact Type Codes

This table includes the three most commonly used *Contact Type Code* values. Refer to the [GS1 GDSN Navigator](#) to see the full list of *Contact Type Code* values.

Code Value	Code Name	Code Definition
BZL	Licensee Registrar	The party having legal responsibility for the product in the target market. This party is responsible for licensing and regulations within the target market and can be the manufacturer, importer, sales agent or broker.
CXC	Consumer Support	The party which provides product support to the end user of a trade item or a service
CYC	Customer Support	The party which provides product support to the trading partner party to which merchandise is sold. (GS1 Code)

#### 3.3.2 Contact Method Codes

Code Value	Code Name	Code Definition
EMAIL	Email	Creating/sending/receiving of unstructured free text messages or documents using computer network, a mini-computer or an attached modem and regular telephone line or other electronic transmission media.
MOBILE_WEBSITE	Mobile Website	The URL of the mobile commerce site (or WAP site) to a type of website than can be accessible from a smart-phone or other mobile device. This is typically different from a normal website due to the differing technologies used for implementation.
SOCIAL_MEDIA	Social Media	A social media address.
TELEFAX	Telefax	Device used for transmitting and reproducing fixed graphic material (as printing) by means of signals over telephone lines or other electronic transmission media.
TELEPHONE	Telephone	Voice/data transmission by telephone.

Code Value	Code Name	Code Definition
TELEPHONE_FREE_NUMBER	Telephone free number	A telephone number that is billed for all arriving calls instead of incurring charges to the originating telephone subscriber. For the calling party, a call to a toll-free number is generally free of charge, depending on the geographical location of the caller and the method of calling (e.g. landline, mobile or internet).
WEBSITE	Website	The identification of a world wide web address.

### 3.4 Contact Information Attributes – Business Process Notes

Multiple instances of *Contact Address* (BMS ID 123), *Contact* (BMS ID 126) and *Contact Type Code* (BMS ID 127) may exist. The *Contact Type Code* describes the overall business usage and the content of the associated attributes can vary with each instance. In addition, multiple sets of *Contact Method Code* (BMS ID 134) and *Contact Details* (BMS ID 135) may be associated with each repeated group.

BMS ID	ADB Name	ADB Business Definition	Business Process Notes*
123	Contact Address	The contact's postal or physical address.	This information may typically be found on the product packaging or business documentation. In some areas, this could be required subject to local regulation.
126	Contact	The contact, such as a person, company or department.	Could be a Company Name, Brand Name, Business Unit or Department. While an individual name is not likely provided, there are instances where an individual name could be provided for specific purposes, such as accounting, licensing, etc.
127	Contact Type Code	The code specifying the type of contact for a product.	This information may typically be found on the product packaging or business documentation.
134	Contact Method Code	The code specifying the method of communication to reach the contact.	This information may typically be found on the product packaging or business documentation.

BMS ID	ADB Name	ADB Business Definition	Business Process Notes*
135	Contact Details	The detailed information used to communicate with the contact, such as the telephone number, email address or web site address.	This information may typically be found on the product packaging or business documentation.

**\*Note:** Business Process Notes address the primary use case for on-label contact information, however, there could be other use cases such as specific needs around accounting, licensing and regulation.

## 4 Identifiers

Identifier attributes enable accurate identification. They provide uniqueness and promote clarity in identity and differentiation for:

- business entities
- business locations
- products
- classifications

### 4.1 Identifiers Attributes – Business Process Notes

BMS ID	ADB Name	ADB Business Definition	Business Process Notes
40	Authorised Receiver of Product Information GLN (Global Location Number)	The Global Location Number (GLN) that uniquely identifies the authorised receiver of the product information.	This is the recipient GLN (e.g., retailer, hospital) to which product information is sent. This is normally supplied by the recipient but might be communicated by their GS1 Member Organisation or data service provider. For more information on obtaining a GLN, please refer to the GS1 General Specifications [ <a href="https://www.gs1.org/standards/barcodes-epcrfid-id-keys/gs1-general-specifications">https://www.gs1.org/standards/barcodes-epcrfid-id-keys/gs1-general-specifications</a> ] and the GS1 GLN Allocation Rules Standard [ <a href="https://www.gs1.org/standards/gs1-gln-allocation-rules-standard/current-standard">https://www.gs1.org/standards/gs1-gln-allocation-rules-standard/current-standard</a> ].



67	GTIN (Global Trade Item Number)	The global number that uniquely identifies a product and its various packaging levels (e.g. item, case, pallet) physical or non-physical.	This is the identification number, represented in up to 14 digits, allocated to an item or service that is utilised throughout the entire value chain (e.g. purchasing, invoicing, shipping). It shall always be stored in a manner to retain its uniqueness. For more information on GTIN allocation and management, please refer to the GS1 General Specifications [ <a href="https://www.gs1.org/standards/barcodes-epcrfid-id-keys/gs1-general-specifications">https://www.gs1.org/standards/barcodes-epcrfid-id-keys/gs1-general-specifications</a> ] and the GS1 GTIN Management Standard [ <a href="https://www.gs1.org/1/qtinrules/en/">https://www.gs1.org/1/qtinrules/en/</a> ].
68	Additional Product Identification	An identifier, other than the GTIN, which provides an additional identification for the product.	If these attributes are provided, they should always be used together as a pair with the <i>GTIN (Global Trade Item Number)</i> , never as a standalone. It provides the ability to create a relationship between different identification systems.
69	Additional Product Identification Type Code	The code indicating the type of Additional Product Identification used.	
75	Brand Owner GLN (Global Location Number)	The Global Location Number (GLN) that uniquely identifies the Brand Owner of the product.	This is the GLN of the entity that owns the brand of the product. For more information on obtaining a GLN, please refer to the GS1 General Specifications [ <a href="https://www.gs1.org/standards/barcodes-epcrfid-id-keys/gs1-general-specifications">https://www.gs1.org/standards/barcodes-epcrfid-id-keys/gs1-general-specifications</a> ] and the GS1 GLN Allocation Rules Standard [ <a href="https://www.gs1.org/standards/gs1-gln-allocation-rules-standard/current-standard">https://www.gs1.org/standards/gs1-gln-allocation-rules-standard/current-standard</a> ].
77	Brand Owner Name	The name of the Brand Owner.	This is the business entity name that is associated with the <i>Brand Owner GLN</i> .
83	Data Provider GLN (Global Location Number)	The Global Location Number (GLN) used to uniquely identify the party providing the product information.	This is the GLN of the entity that is responsible for providing the master data. For more information on obtaining a GLN, please refer to the GS1 General Specifications [ <a href="https://www.gs1.org/standards/barcodes-epcrfid-id-keys/gs1-general-specifications">https://www.gs1.org/standards/barcodes-epcrfid-id-keys/gs1-general-specifications</a> ] and the GS1 GLN Allocation Rules Standard [ <a href="https://www.gs1.org/standards/gs1-gln-allocation-rules-standard/current-standard">https://www.gs1.org/standards/gs1-gln-allocation-rules-standard/current-standard</a> ].

85	Data Provider Name	The name of the party providing the product information.	This is the business entity name that is associated with the <i>Data Provider GLN</i> .
91	Manufacturing GLN (Global Location Number)	The Global Location Number (GLN) that uniquely identifies the party who owns the manufacturing process of the product.	This is the GLN of the entity that manufactures the product. For more information on obtaining a GLN, please refer to the GS1 General Specifications [ <a href="https://www.gs1.org/standards/barcodes-epcrfid-id-keys/gs1-general-specifications">https://www.gs1.org/standards/barcodes-epcrfid-id-keys/gs1-general-specifications</a> ] and the GS1 GLN Allocation Rules Standard [ <a href="https://www.gs1.org/standards/gs1-gln-allocation-rules-standard/current-standard">https://www.gs1.org/standards/gs1-gln-allocation-rules-standard/current-standard</a> ].
93	Manufacturer Name	The name of the manufacturer.	This is the business entity name that is associated with the <i>Manufacturing GLN</i> .
115	Referenced GTIN Type Code	The code indicating the relationship to the referenced GTIN such as substituted or replaced.	If these attributes are provided, they should always be used together as a pair with the <i>GTIN (Global Trade Item Number)</i> , never as a standalone. The <i>Referenced GTIN Type Code</i> is a code value that identifies the intention for how the product identified by the <i>Referenced GTIN</i> is to be used.
116	Referenced GTIN	The GTIN of a product where a permanent or temporary change to the product needs to be referenced.	The <i>Referenced GTIN</i> may be used to identify a similar, alternative product. A <i>Referenced GTIN</i> may help identify replacement products that can be used, for example, in cases of temporary inventory outages or when transitioning to a new or enhanced product. The <i>Referenced GTIN</i> is subject to the same creation and formatting rules as the <i>GTIN</i> . For more information on GTIN allocation and management, please refer to the GS1 General Specifications [ <a href="https://www.gs1.org/standards/barcodes-epcrfid-id-keys/gs1-general-specifications">https://www.gs1.org/standards/barcodes-epcrfid-id-keys/gs1-general-specifications</a> ] and the GS1 GTIN Management Standard [ <a href="https://www.gs1.org/1/gtinrules/en/">https://www.gs1.org/1/gtinrules/en/</a> ].
161	Global Product Category Code	The code used to group products based on similar characteristics according to the GS1 Global Product Classification (GPC).	This is GS1's primary classification, used globally, outside of business process or other considerations. For more information on GPC, refer to the GS1 GPC web page [ <a href="https://www.gs1.org/standards/gpc">https://www.gs1.org/standards/gpc</a> ].

## 4.2 Notes on GTIN and GLN use in Master Data Exchange

The management of identifiers such as GLNs and GTINs includes rules on allocation, re-use and retirement.

- For more information on GTIN management please refer to the GS1 GTIN Management Standard: [<https://www.gs1.org/1/gtinrules//en/>].
- For more information on GLN management please refer to the GS1 GLN Allocation Rules Standard: [<https://www.gs1.org/standards/gs1-gln-allocation-rules-standard/current-standard>].

GLNs serve different purposes depending on the way an organisation conducts its business. For example, a multi-national manufacturer could have multiple GLNs representing different business applications (e.g. brand, manufacturer, distributor, importer).

- It is necessary to examine the definition of each GLN attribute to determine the appropriate GLN for use in the master data exchange for an item.
- More information on the purposes for which GLNs are used may be found in the GS1 General Specifications [<https://www.gs1.org/standards/barcodes-epcrfid-id-keys/gs1-general-specifications>].

**Important!** For more information about obtaining GS1 identification numbers (GTINs and GLNs) please refer to the following GS1 web page for Member Organisation contact information: [<https://www.gs1.org/contact>].

## 5 Descriptions

The Descriptions group of attributes provides sellers and consumers with information that is useful in identifying and differentiating products. This information may be used in store communications, promotions or e-commerce. The responsibility for populating this information is largely with the manufacturer. The retailer may utilise (and sometimes modify) this information in consumer communications to better align with their marketing strategy. Because there are so many variations in the ways these attributes may be populated, it is recommended that the [GS1 Trade Item Implementation Guide](#) be referenced when determining your approach to creating this information.

### 5.1 Examples of How to Populate Description Attributes

The following examples provide specific instances of how the description group of attributes may be populated. Please see the GS1 Trade Item Implementation Guide [[https://www.gs1.org/standards/gdsn/trade\\_implementation\\_guide](https://www.gs1.org/standards/gdsn/trade_implementation_guide)], Section 29, for additional examples.

### 5.1.1 Food Example



Attribute	Example Value
<i>Brand Name</i>	Antonio's
<i>Sub Brand Name</i>	Extreme
<i>Product Description</i>	Antonio's Extreme Fried Chicken made with Jumping Joe's 36 oz/1 kg
<i>Short Product Name (example 1)</i>	Antonios Extrm Frd Chk Jmp Jos 1k
<i>Short Product Name (example 2)</i>	Antonios Extrm Frd Chk Jmp Jos 36oz
<i>Product Type Description</i>	Fried Chicken

### 5.1.2 Cleanser Example



Attribute	Example Value
<i>Brand Name</i>	Foodservice
<i>Sub Brand Name (example 1)</i>	Capblock
<i>Sub Brand Name (example 2)</i>	Pot and Pan
<i>Product Description</i>	Capblock Foodservice Pot and Pan spray cleaning detergent 24 FL OZ / 0.7 L
<i>Short Product Name (example 1)</i>	CB FS Pt&Pn spr dtrgnt 24FLOZ/0.7L
<i>Short Product Name (example 2)</i>	Capblock FS Pot and Pan spr dtrgnt
<i>Product Type Description</i>	Detergent

## 5.2 Descriptions Attributes – Business Process Notes

BMS ID	ADB Name	ADB Business Definition	Business Process Notes
3506	Short Product Name	The shortened product name for the consumer product.	This is typically a very abbreviated form of the <i>Product Description</i> , with the intention that it would fit in a small space, such as a shelf tag or receipt. This is typically not used in e-commerce. The abbreviations used by the seller should be consistent across all the seller's products and ideally be recognizable to the consumer. (Note that there is currently no standardised abbreviation list.) In some instances, this could include the full brand name. Product variations (e.g. flavour, scent, etc.) and bundled variations need to be uniquely identified. Net content may not be included in some markets.
3508	Product Type Description	The generic description provided by the seller to describe the type, form or function of the product or service.	This does not include information such as brand, net content, colour, flavour, scent, etc. For example for <i>Product Description</i> "GS1 Brand Hair Colour Liquid Light to Medium Blonde 32 fl oz.", <i>Product Type Description</i> could be "hair colour".
3517	Product Description	<p>An understandable and useable description of a product using a combination of key elements such as Brand Name, Sub-Brand (if applicable), Functional Name, Variant, and Net Content. The description should be unique and meaningful for the Retailers to manage the product through their business and describe the product to their consumers e.g. Brand, flavour, scent etc. Examples:</p> <ul style="list-style-type: none"> <li>• GS1 Brand Base Invisible Solid Deodorant AP Stick Spring Breeze 3.4 oz</li> <li>• GS1 Brand Laundry Detergent Liquid Compact Regular Instant Stain Unscented 100 mL</li> </ul>	The <i>Product Description</i> at the consumer unit level may be used by some recipients and manufacturers across all hierarchy levels. The text may need to be modified to adhere to the character limit restricted by your technical implementation. Note that the "elements" described in the definition are business elements as determined by the manufacturer and do not necessarily reflect attribute values.

		<ul style="list-style-type: none"> <li>GS1 Brand Hair Colour Liquid Light to Medium Blonde 32 fl oz.</li> </ul>	
3541	Brand Name	The name provided by the brand owner that is intended to be recognised by the consumer as represented on the product.	In addition to being found on the product, these names may be found on web sites and for other e-commerce uses. <i>Brand Name</i> and <i>Sub Brand Name</i> are determined by the brand owner. For detailed guidance on assigning these attributes, refer to the GS1 Trade Item Implementation Guide [ <a href="https://www.gs1.org/standards/gdsn/trade_implementation_guide">https://www.gs1.org/standards/gdsn/trade_implementation_guide</a> ].
3546	Sub Brand Name	The name provided by the brand owner that allows the consumer to further differentiate the product beyond brand name.	

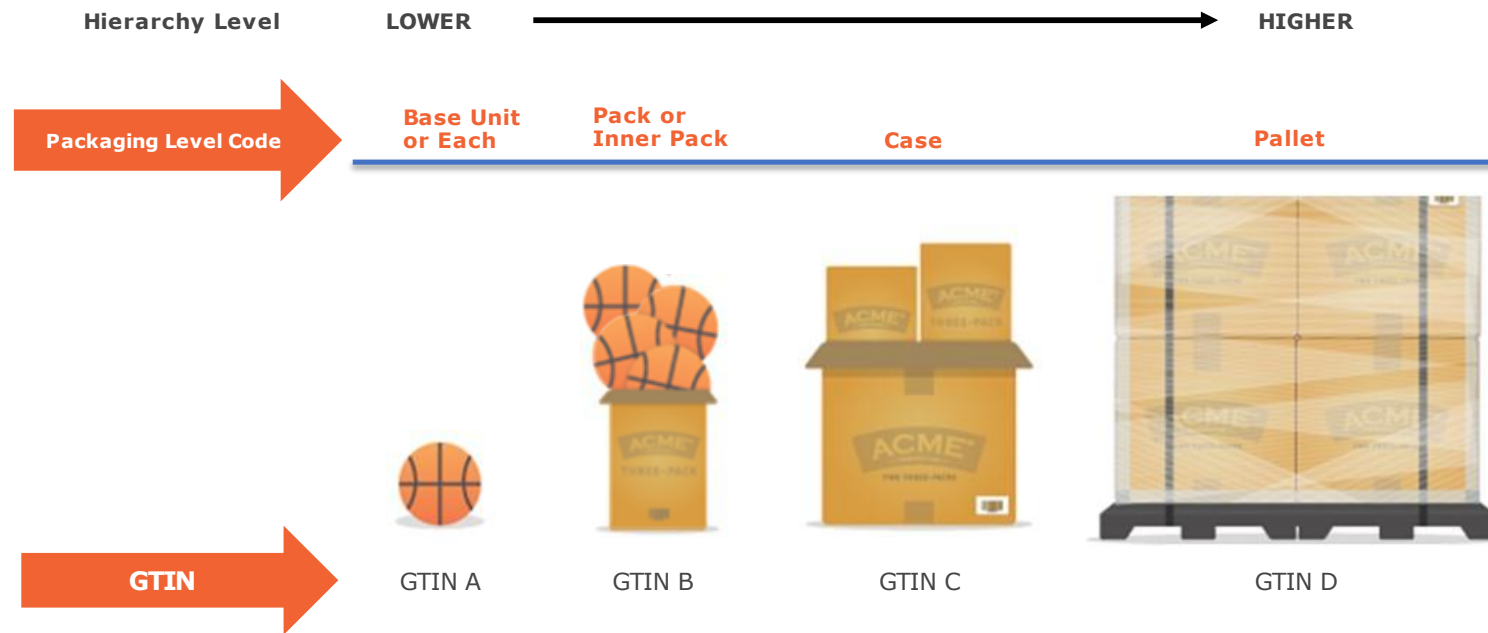
## 6 Contents, Weights and Dimensions

The contents, weights and dimensions attributes provide a means of expressing the physical characteristics of products at all packaging levels, from individual products to pallets and logistic units. They support informed management of the physical products as they move through the supply chain and may be used to provide additional product information to consumers. More information can be found in the GS1 Package and Product Measurement Standard (<https://www.gs1.org/standards/gs1-package-and-product-measurement-standard/current-standard>).

### 6.1 Measurement Examples

#### 6.1.1 Measurement Example for GTIN Pallets

**Note:** Refer to the **Trade Item Hierarchy** section of this document for additional attributes related to the packaging hierarchy level of a product.



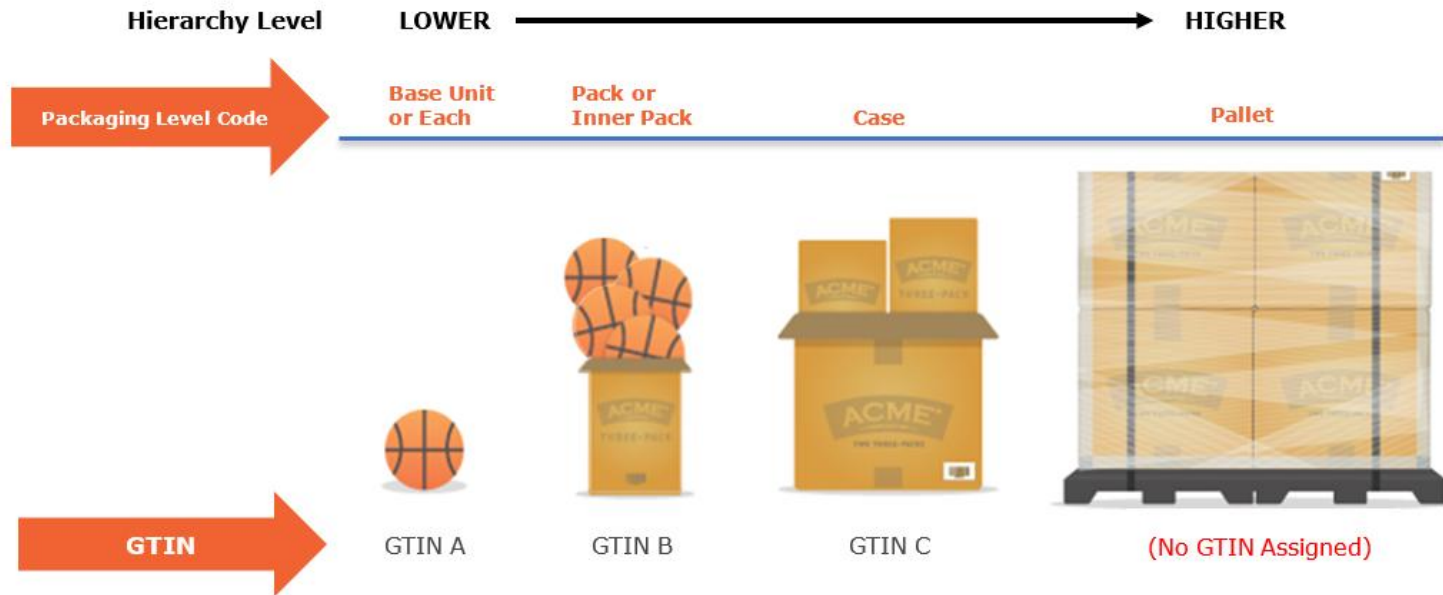
Attribute	GTIN A	GTIN B	GTIN C	GTIN D
Depth/Length*	24 Centimetre	25.5 Centimetre	27 Centimetre	102 Centimetre
Height*	24 Centimetre	100 Centimetre	104 Centimetre	225 Centimetre
Width*	24 Centimetre	25.5 Centimetre	53 Centimetre	122 Centimetre
Gross Weight*	0.625 Kilogram	2.8 Kilogram	7.5 Kilogram	47 Kilogram

**\*Note:** These attributes will always be accompanied by a measurement unit code (e.g. "Kilogram", "Centimetre"). Attributes may be repeated per target market to provide metric or imperial measures.



### 6.1.2 Measurement Example for Non-GTIN Pallets

**Note:** Refer to the **Trade Item Hierarchy** section of this document for additional attributes related to the packaging hierarchy level of a product. When the pallet does not have a GTIN, the non-GTIN measurement attributes are provided at the highest packaging level below the pallet, in this example the case.



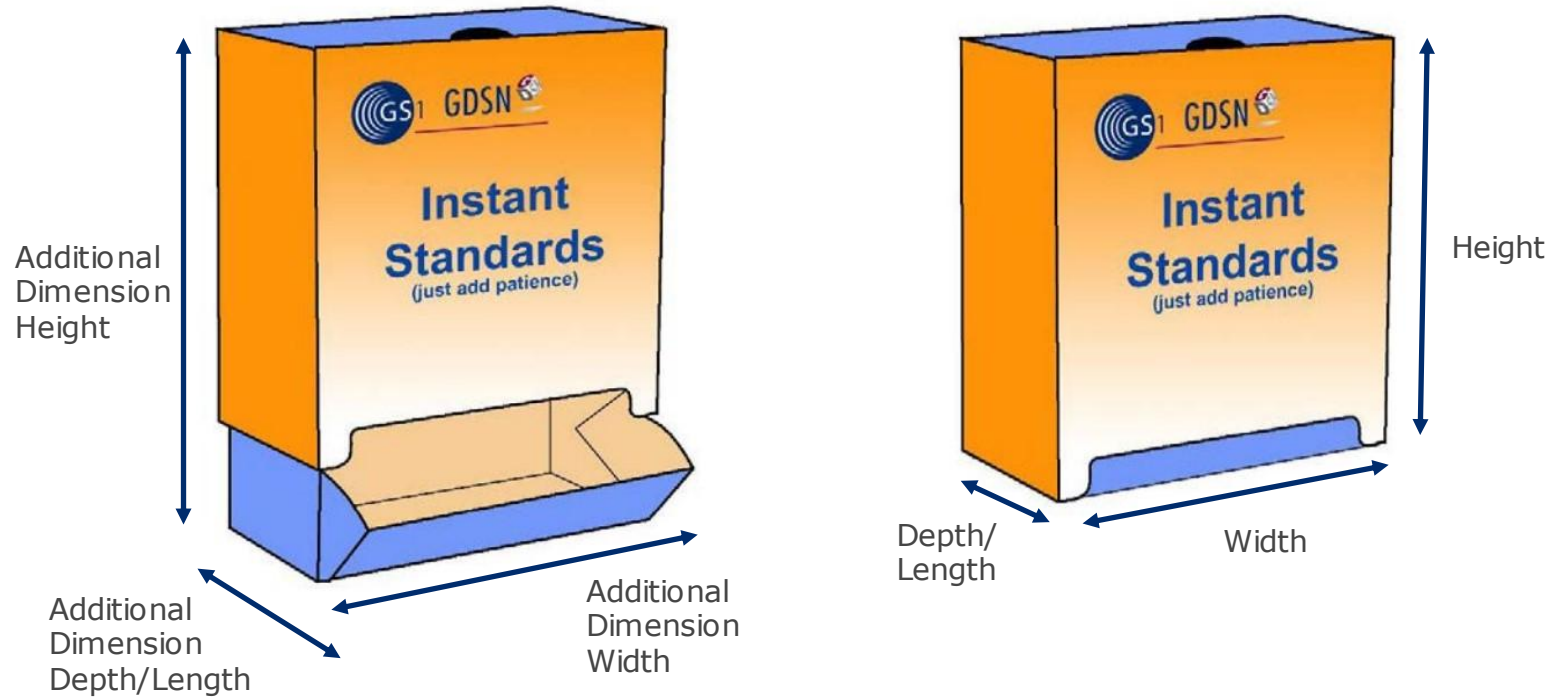
Attribute	GTIN A	GTIN B	GTIN C	(No GTIN – Pallet)
Depth/Length*	24 Centimetre	25.5 Centimetre	27 Centimetre	
Height*	24 Centimetre	100 Centimetre	104 Centimetre	
Width*	24 Centimetre	25.5 Centimetre	53 Centimetre	
Gross Weight*	0.625 Kilogram	2.8 Kilogram	7.5 Kilogram	
Non-GTIN Logistic Unit Depth/Length*			102 Centimetre	

Non-GTIN Logistic Unit Height*			225 Centimetre	
Non-GTIN Logistic Unit Width*			122 Centimetre	
Non-GTIN Logistic Unit Gross Weight*			47 Kilogram	

**\*Note:** These attributes will always be accompanied by a measurement unit code (e.g. "Kilogram", "Centimetre"). Attributes may be repeated per target market to provide metric or imperial measures.

### 6.1.3 Measurement Example for Display Ready Packaging

The Additional Dimension attributes are used to describe the measurements of the “opened” display packaging.



Attribute	Value
Additional Dimension Depth/Length	140 Millimetre
Additional Dimension Height	550 Millimetre
Additional Dimension Width	400 Millimetre
Additional Dimension Type Code	Retail Display

Attribute	Value
Depth/Length	100 Millimetre
Height	450 Millimetre
Width	400 Millimetre

## 6.2 Net Content and Net Content Statement Examples

### 6.2.1 Ice Cream Bars



*Net Content* (repeatable):

- 18 fl oz
- 532 ml
- 6 [piece or count]\*

\*Use of the measurement terms "piece" or "count" may be interchangeable, depending on product, region and language, at the discretion of the product owner.

*Net Content Statement:*

6x3.0 fl oz BARS (18 fl oz) (532 ml)

## 6.2.2 Yogurt



### *Net Content* (repeatable):

- 9.1 lb
- 4.08 kg
- 24 [piece or count]\*

\* Use of the measurement terms "piece" or "count" may be interchangeable, depending on product, region and language, at the discretion of the product owner.

### *Net Content Statement:*

24-6OZ(170g) SERVINGS 9.1Lb (4.08kg)

**Note:** servings information is also described in the **Nutritional Facts** section in this document

### 6.2.3 Toilet Paper



#### *Net Content* (repeatable):

- 225 sq ft
- 20.9 sq m
- 1800 sheet
- 9 [piece or count]\*

\* Use of the measurement terms "piece" or "count" may be interchangeable, depending on product, region and language, at the discretion of the product owner.

#### *Net Content Statement* (English):

9 ROLLS BATHROOM TISSUE 225 SQ FT ( 20.9m<sup>2</sup>) 200 2-PLY SHEETS PER ROLL 11.4 cm X 10.1 cm (4.5 IN/PLG X 4.0 IN/PLG)

#### *Net Content Statement* (Spanish):

9 ROLLOS PAPEL HIGIÉNICO 225 PIES CUADRADOS ( 20.9m<sup>2</sup>) 200 HOJAS DOBLES POR ROLLO 11.4 cm X 10.1 cm (4.5 IN/PLG X 4.0 IN/PLG)

**Note:** inclusion of special characters (such as the superscript "2" in "m<sup>2</sup>") may be impacted by the capabilities of the technical exchange solution.

### 6.2.4 Shampoo Two-Pack



This example represents the package, containing two identical bottles of shampoo, as a consumer unit.

#### *Net Content* (repeatable):

- 80 FL OZ
- 2.5 QT
- 2.36 L
- [1 or 2] [piece or count]\*

\*Use of the measurement terms "piece" or "count" may be interchangeable, depending on product, region and language, at the discretion of the product owner. The designation of 1 vs 2 piece/count for this type of homogeneous package may differ by regulation and target market.

#### *Net Content Statement:*

2-40 FL.OZ. (1QT., 8 FL.OZ.) 1.18L

**Note:** when multiple identical products are packaged together, the *Net Content* is frequently used by consumers to compare pricing per measurement of this grouped package vs individual items.



### 6.2.5 Shampoo and Conditioner Mixed Package



This example represents the package, containing a bottle of shampoo and a bottle of conditioner, as a consumer unit.

#### *Net Content* (repeatable):

- 1 [piece or count]\*

\*Use of the measurement terms "piece" or "count" may be interchangeable, depending on product, region and language, at the discretion of the product owner.

#### *Net Content Statement:*

1-40 FL.OZ. (1QT., 8 FL.OZ.) 1.18L SHAMPOO and 1-40 FL.OZ. (1QT., 8 FL.OZ.) 1.18L CONDITIONER

**Note:** when two or more different items are packaged together, the individual *Net Content* attributes cannot adequately describe the content of the combined items. *Net Content Statement* is needed to fully describe the individual content values for each packaged item.



## 6.2.6 Package of Apples



### *Net Content* (repeatable):

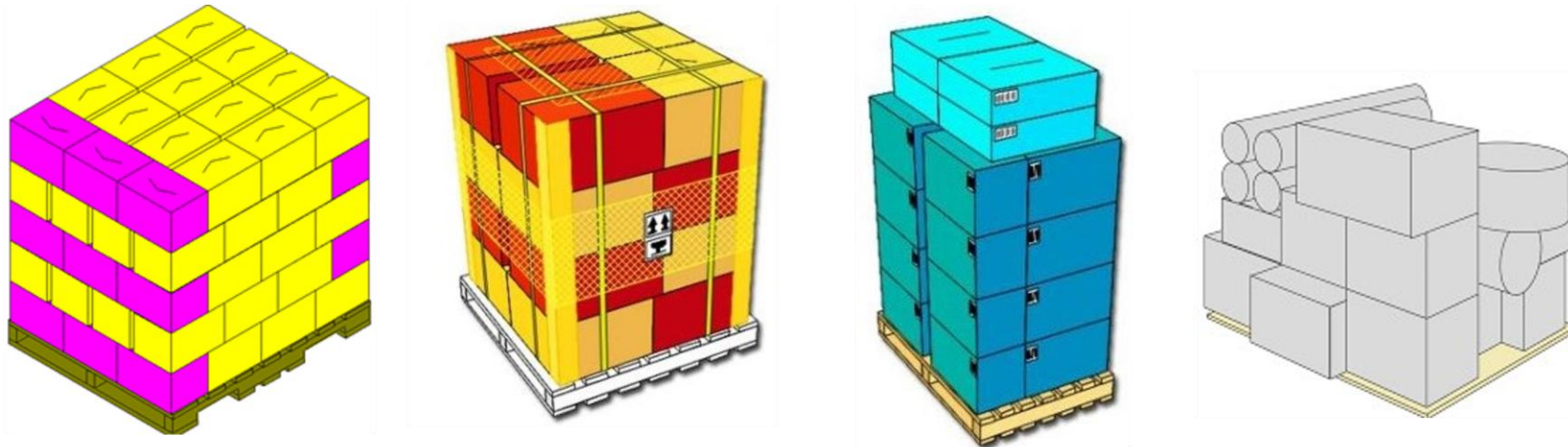
- 32 oz
- 907g
- 6 [piece or count]\*

\*Use of the measurement terms "piece" or "count" may be interchangeable, depending on product, region and language, at the discretion of the product owner.

### *Net Content Statement:* 32 OZ (2 LB) 907g 6 Count

**Note:** For fruits and vegetables, size information is specified in the attribute *Size Description*, and NOT in *Net Content Statement*.

### 6.3 Regular/Irregular Pallet Configuration/Layout Examples



<i><b>Irregularly Configured Pallet Indicator*</b></i> attribute value			
False	False	True	True

**\*Note:** this attribute reflects the arrangement of products on a pallet, not how pallets are stacked on top of each other.

## 6.4 Contents, Weights and Dimensions Attributes – Business Process Notes

BMS ID	ADB Name	ADB Business Definition	Business Process Notes
3721	Depth/Length	The depth or length measurement, with its unit of measure, of the item (such as product, case, pallet) according to the GS1 Package and Product Measurement Standard ( <a href="https://www.gs1.org/standards/gs1-package-and-product-measurement-standard/current-standard">https://www.gs1.org/standards/gs1-package-and-product-measurement-standard/current-standard</a> ).	Prior to measuring, users should understand how dimensions relate to a specific product, e.g. candy bar vs. laundry detergent.
3725	Height	The vertical measurement, with its unit of measure, of the item (such as product, case, pallet) according to the GS1 Package and Product Measurement Standard ( <a href="https://www.gs1.org/standards/gs1-package-and-product-measurement-standard/current-standard">https://www.gs1.org/standards/gs1-package-and-product-measurement-standard/current-standard</a> ).	Prior to measuring, users should understand how dimensions relate to a specific product, e.g. candy bar vs. laundry detergent.
3739	Width	The horizontal measurement, with its unit of measure, of the item (such as product, case, pallet) according to the GS1 Package and Product Measurement Standard ( <a href="https://www.gs1.org/standards/gs1-package-and-product-measurement-standard/current-standard">https://www.gs1.org/standards/gs1-package-and-product-measurement-standard/current-standard</a> ).	Prior to measuring, users should understand how dimensions relate to a specific product, e.g. candy bar vs. laundry detergent.
3777	Gross Weight	The total weight of the product including the weight of all its packaging materials.	[no additional notes]
1664	Non-GTIN Logistic Unit Depth/Length	A logistic unit not identified with a GTIN, the depth or length measurement (with its unit of measure) of the logistic unit according to the GS1 Package and Product Measurement Standard ( <a href="https://www.gs1.org/standards/gs1-package-and-product-measurement-standard/current-standard">https://www.gs1.org/standards/gs1-package-and-product-measurement-standard/current-standard</a> ).	Only specified at the highest level where the level above (i.e. parent level) has no GTIN. Typically assigned at the case level, where there is a pallet level, but the pallet level does not have a GTIN.
1668	Non-GTIN Logistic Unit Height	A logistic unit not identified with a GTIN, the vertical measurement (with its unit of measure) of the logistic unit according to the GS1 Package and Product Measurement Standard ( <a href="https://www.gs1.org/standards/gs1-package-and-product-measurement-standard/current-standard">https://www.gs1.org/standards/gs1-package-and-product-measurement-standard/current-standard</a> ).	Only specified at the highest level where the level above (i.e. parent level) has no GTIN. Typically assigned at the case level, where there is a pallet level, but the pallet level does not have a GTIN.

BMS ID	ADB Name	ADB Business Definition	Business Process Notes
1671	Non-GTIN Logistic Unit Width	A logistic unit not identified with a GTIN, the horizontal measurement with the unit of measure of the logistic unit according to the GS1 Package and Product Measurement Standard ( <a href="https://www.gs1.org/standards/gs1-package-and-product-measurement-standard/current-standard">https://www.gs1.org/standards/gs1-package-and-product-measurement-standard/current-standard</a> ).	Only specified at the highest level where the level above (i.e. parent level) has no GTIN. Typically assigned at the case level, where there is a pallet level, but the pallet level does not have a GTIN.
1666	Non-GTIN Logistic Unit Gross Weight	A logistic unit not identified with a GTIN, the total weight (with its unit of measure) of the product including the weight of all its packaging materials.	Only specified at the highest level where the level above (i.e. parent level) has no GTIN. Typically assigned at the case level, where there is a pallet level, but the pallet level does not have a GTIN.
3759	Additional Dimension Depth/Length	The depth or length measurement of the dimensions of the physical form of the product in or out of packaging, including its unit of measure, which may be in accordance with the GS1 Package and Product Measurement Standard ( <a href="https://www.gs1.org/standards/gs1-package-and-product-measurement-standard/current-standard">https://www.gs1.org/standards/gs1-package-and-product-measurement-standard/current-standard</a> ).	This measurement relates to a specific <i>Additional Dimension Type Code</i> . This attribute shall not be used in place of <i>Depth/Length</i> . Prior to measuring, users should understand how dimensions relate to a specific product (e.g. retail display, tea towel, electric toothbrush).
3761	Additional Dimension Type Code	The code that describes additional dimensions of the physical form of the product in or out of packaging. May be related to retail display.	This code is used in conjunction with <i>Additional Dimension Depth/Length</i> , <i>Additional Dimension Width</i> and <i>Additional Dimension Height</i> . Refer to the business process notes for these measurements.
3762	Additional Dimension Height	The height measurement of the dimensions of the physical form of the product in or out of packaging, including its unit of measure, which may be in accordance with the GS1 Package and Product Measurement Standard ( <a href="https://www.gs1.org/standards/gs1-package-and-product-measurement-standard/current-standard">https://www.gs1.org/standards/gs1-package-and-product-measurement-standard/current-standard</a> ).	This measurement relates to a specific <i>Additional Dimension Type Code</i> . This attribute shall not be used in place of <i>Height</i> . Prior to measuring, users should understand how dimensions relate to a specific product (e.g. retail display, tea towel, electric toothbrush).
3764	Additional Dimension Width	The width measurement of the dimensions of the physical form of the product in or out of packaging, including its unit of measure, which may be in accordance with the GS1 Package and Product Measurement Standard ( <a href="https://www.gs1.org/standards/gs1-package-and-product-measurement-standard/current-standard">https://www.gs1.org/standards/gs1-package-and-product-measurement-standard/current-standard</a> ).	This measurement relates to a specific <i>Additional Dimension Type Code</i> . This attribute shall not be used in place of <i>Width</i> . Prior to measuring, users should understand how dimensions relate to a specific product (e.g. retail display, tea towel, electric toothbrush).

BMS ID	ADB Name	ADB Business Definition	Business Process Notes
3733	Net Content	The quantity (or quantities) of the product contained in the package along with its unit of measure typically printed on the label for the country or market where the product is sold.	This is a measurement, including a number and its unit of measure, and they can be repeated as a pair.
3741	Net Content Statement	The literal reproduction of the net content(s) as displayed on the product packaging.	<p>This is a text string that includes the full statement as it appears on a package. It is used when net content cannot be fully expressed as just a number and a unit of measure. For multi-packs this is to specify the net content per single pack and the count of single packs. <i>Net Content Statement</i> should NOT be used to describe the size of fruits and vegetables (which is done using the attribute <i>Size Description</i> (BMS ID 7218)).</p> <p>May be repeated once for each language. In cases where languages are intertwined on the package, they may be separated in the individual language instances of the attribute.</p>
3775	Drained Weight	The weight of the product when drained of its liquid as stated on the product label.	[no additional notes]
3779	Net Weight	The weight of the product excluding the weight of all its packaging materials.	It is important to note the difference between <i>Net Weight</i> and <i>Net Content</i> . <i>Net Weight</i> may be used in situations where information cannot be adequately represented in <i>Net Content</i> , as well as in instances where there is no declared weight on the package.
3804	Product Temperature Condition Code	The code used to identify the state of the product when purchased by the consumer.	The product may be received by the buyer in a condition that is different from the condition when it is purchased by the consumer. If the product packaging (label) contains the state of the product when purchased by the consumer, then this attribute is mandatory. This attribute is not needed if this information is not stated on the packaging (in which case the buyer can determine the condition at point of sale).
3820	Maximum Temperature	The maximum temperature that a product can not exceed during an activity as defined by the manufacturer without affecting product safety, quality and/or usage.	[no additional notes]



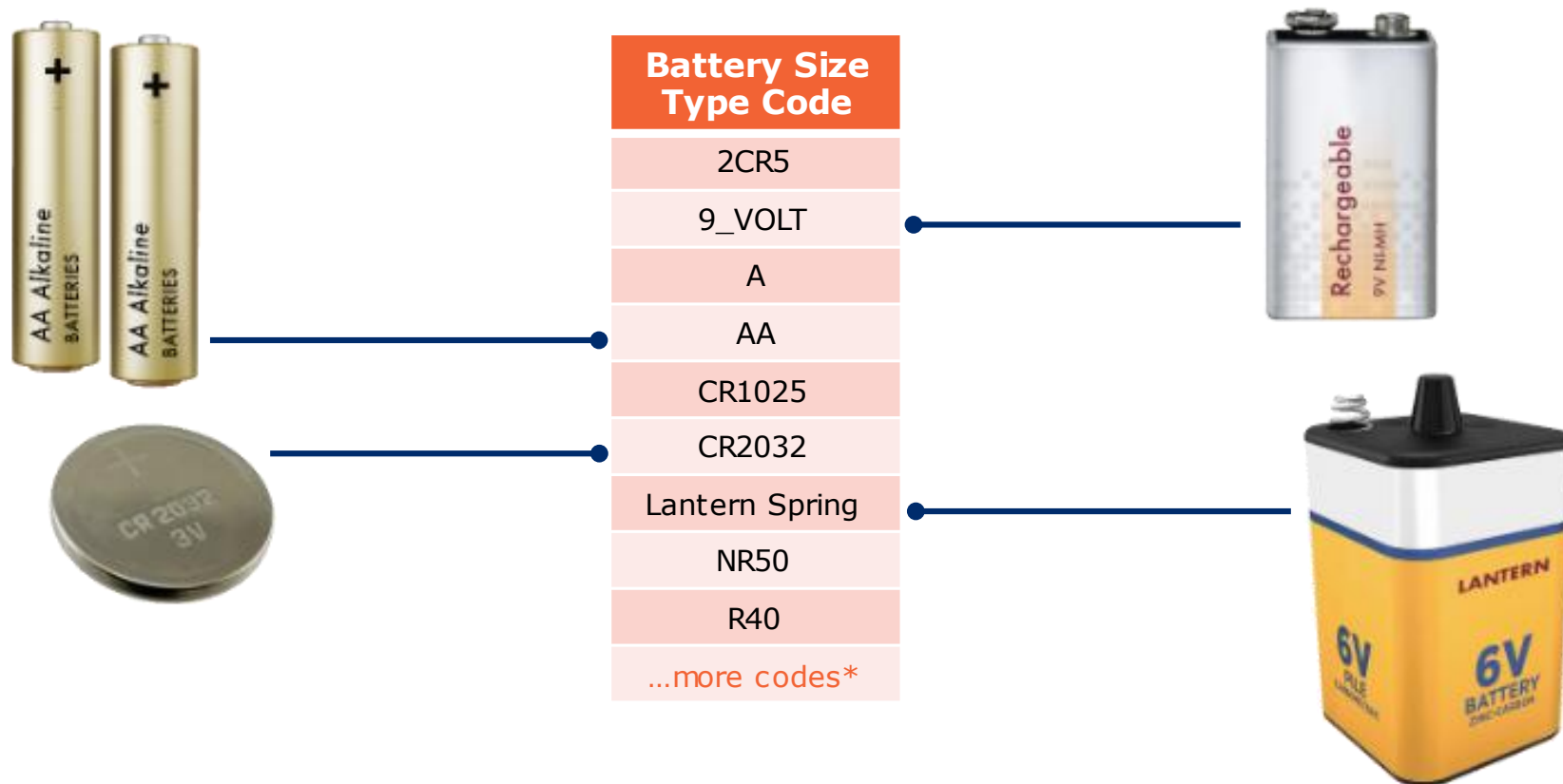
BMS ID	ADB Name	ADB Business Definition	Business Process Notes
3826	Minimum Temperature	The minimum temperature that a product can not go below during an activity as defined by the manufacturer without affecting product safety, quality and/or usage.	[no additional notes]
3830	Temperature Activity Code	The code that indicates the activity for which the maximum and minimum temperatures are applicable.	[no additional notes]
3604	Stacking Factor	The maximum number of levels for a specific unit that can exist in a stack without impacting the quality of the product. A value of 1 means that the item cannot be stacked.	A value of 1 indicates the item is not stackable. A value of 2 would indicate that the item can be stacked 2 high, etc.
3607	Stacking Factor Type Code	The code that indicates the storage or type of transportation to which the Stacking Factor applies.	This attribute is used in conjunction with <i>Stacking Factor</i> .
3611	Irregularly Configured Pallet Indicator	The indicator specifying that a pallet does not have a consistent configuration of items across layers.	If this indicator is "True", the value in <i>Total Count of All Products</i> (BMS ID 200) cannot be calculated by multiplying the <i>Number of Units per Layer in a GTIN</i> (BMS ID 3618) by the <i>Number of Layers per GTIN</i> (BMS ID 3614) but should be populated with the actual <i>Total Count of All Products</i> .
1670	Stacking Factor for Non-GTIN Pallet	The maximum number of levels for a specific unit, not identified by a GTIN, that can exist in a stack without impacting the quality of the product. A value of 1 means that the item cannot be stacked.	A value of 1 indicates the item is not stackable. A value of 2 would indicate that the item can be stacked 2 high, etc.



## 7 Marketing & Consumer Facing

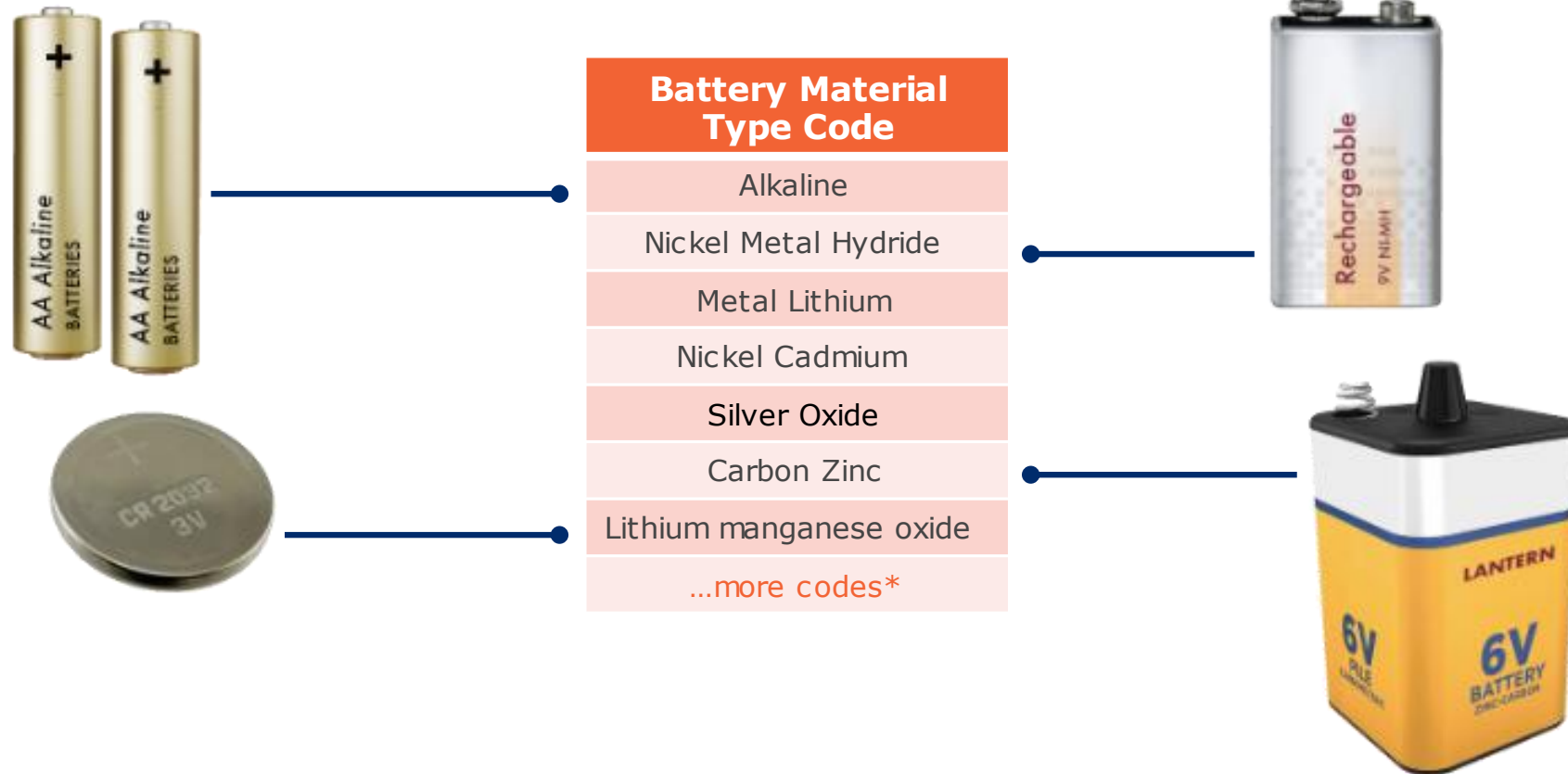
The marketing and consumer facing attributes provide information about a product that are intended to inform or influence the consumer in their purchasing decision. They may shape the consumer's expectation about how the product will perform, how or when to best experience it or for whom the product is best suited.

### 7.1 Battery Size Type Code Examples



\*Refer to the [GS1 GDSN Navigator](#) to see the full list of Battery Size Type Codes. Note that the technical code list name is *BatteryTypeCode*.

## 7.2 Battery Material Type Code Examples



\*Refer to the [GS1 GDSN Navigator](#) to see the full list of Battery Size Type Codes. Note that the technical code list name is *BatteryTechnologyTypeCode*.



### 7.3 Preparation Type Code / Preparation Instructions Example (Frozen Pizza)

**MICROWAVE COOKING INSTRUCTIONS (1100 WATTS)**

NOTE: ONLY COOK 1 TRAY AT A TIME.

- 1 Remove pizza from carton, remove overwrap from tray and pizza.
- 2 Place frozen pizza directly on the silver cooking surface, and then place on a microwave-safe plate.
- 3 Cook on high (100% power) for 2 to 3 minutes. Product is ready when cheese is completely melted. Carefully remove product from the microwave and let cool for 1 minute before serving.

**CONVENTIONAL OVEN COOKING INSTRUCTIONS**

- 1 Preheat oven to 375°F. Place oven rack in centre position.
- 2 Remove pizza from clear plastic wrap. Discard plastic and silver cooking tray. CAUTION: Do not use tray in oven.
- 3 When oven is preheated, place frozen pizza on a cookie sheet and then place on the centre rack.
- 4 Bake for 21-24 minutes or until cheese is melted and lightly browned. Let pizza cool for 2-3 minutes before serving.

Preparation Type Code	Preparation Instructions
<b>Microwave</b>	Microwave cooking instructions (1100 watts). Note: Only Cook 1 tray at a time. 1) Remove pizza from carton, remove overwrap from tray and pizza. 2) Place frozen pizza directly on the silver cooking surface, and then place on a microwave-safe plate. 3) Cook on high (100% power) for 2 to 3 minutes. Product is ready when cheese is completely melted. Carefully remove product from the microwave and let cool for 1 minute before serving.
<b>Bake</b>	Conventional oven cooking instructions. 1) Preheat oven to 375°F. Place oven rack in centre position. 2) Remove pizza from clear plastic wrap. Discard plastic and silver cooking tray. CAUTION: Do not use tray in oven. 3) When oven is preheated, place frozen pizza on a cookie sheet and then place on the centre rack. 4) Bake for 21-24 minutes or until cheese is melted and lightly browned. Let pizza cool for 2-3 minutes before serving.

## 7.4 Preparation Type Code / Preparation Instructions Example (Vegetable Fried Rice)


**COOKING INSTRUCTIONS**

**STOVE TOP:**

1. Heat approximately 1 tablespoon of vegetable oil in a non-stick frying pan or wok.
2. Pour 1-1/2 cups of contents into pan.
2. Cook on MEDIUM, stirring continuously for 5 minutes or until cooked thoroughly to 165°F.

**MICROWAVE:**

1. Microwave: Add 1-1/2 cups of frozen Vegetable Fried Rice in microwaveable container, cover, and cook on HIGH for 2 minutes or until cooked thoroughly to 165°F.



Preparation Type Code	Preparation Instructions
<b>Saute</b>	Stove Top: 1) Heat approximately 1 tablespoon of vegetable oil in a non-stick frying pan or wok. 2) Pour 1-1/2 cups of contents into pan. 3) Cook on MEDIUM, stirring continuously for 5 minutes or until cooked thoroughly to 165°F.
<b>Microwave</b>	Microwave: Add 1-1/2 cups of frozen Vegetable Fried Rice in microwaveable container, cover, and cook on HIGH for 2 minutes or until cooked thoroughly to 165°F.

## 7.5 Serving Suggestion Example



### Serving Suggestion\*

Serve with sauteed vegetables and sprigs of parsley for a well-balanced meal

Pair appropriately with a wide range of seafood and lighter savoury dishes

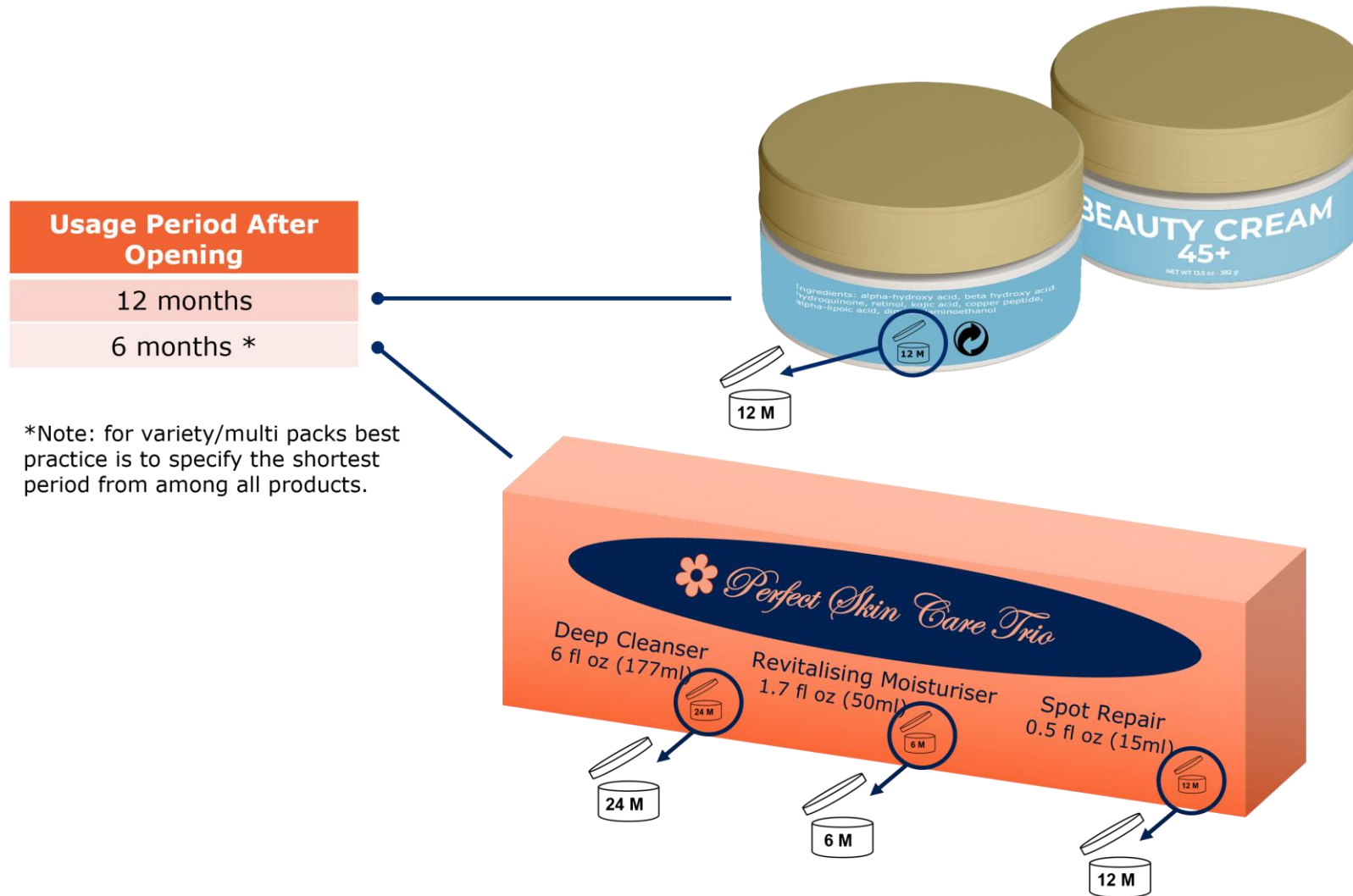
\*Note: serving suggestions do not need to be written on the package to be included in the data.



## 7.6 Target Consumer Age Example



## 7.7 Usage Period After Opening Example



## 7.8 Marketing and Consumer Facing Attributes – Business Process Notes

BMS ID	ADB Name	ADB Business Definition	Business Process Notes
600	Batteries Included Indicator	The indicator specifying whether batteries are included with the product.	If this attribute is True, related battery attributes are required.
601	Batteries Required Indicator	The indicator specifying whether batteries are required to operate the product, including built in batteries and removable batteries.	If this attribute is True, related battery attributes are required.
612	Batteries Built In Indicator	The indicator specifying whether batteries are built into the product.	If this attribute is True, related battery attributes are required.
613	Battery Material Type Code	The code which indicates the material of the battery.	This attribute describes the active material in the battery (e.g. lithium ion, nickel cadmium, alkaline). This attribute is required if the <i>Batteries Required Indicator</i> , <i>Batteries Included Indicator</i> or <i>Batteries Built In Indicator</i> is True.
614	Battery Size Type Code	The code which indicates the physical size/shape of the battery used to operate the product.	This attribute is required if the <i>Batteries Required Indicator</i> , <i>Batteries Included Indicator</i> or <i>Batteries Built In Indicator</i> is True.
615	Battery Weight	The weight of one battery included with or built into the product.	This attribute is required if the <i>Batteries Built In Indicator</i> or the <i>Batteries Included Indicator</i> is True. This is typically used to determine disposal requirements.
617	Number of Batteries Built In	The number of batteries built into the product.	This attribute is required if the <i>Batteries Built In Indicator</i> is True.
618	Number of Batteries Required	The number of batteries required to operate the product.	This attribute is required if the <i>Batteries Required Indicator</i> is True.

BMS ID	ADB Name	ADB Business Definition	Business Process Notes
789	Consumer Storage Instructions	The instructions and information provided to the consumer about proper storage for the product.	[no additional notes]
791	Consumer Usage Instructions	The instructions and information provided to the consumer on the usage of the product.	[no additional notes]
1066	Dietary Regime Code	The code indicating the diet the product is suitable for.	<p>Select dietary regimes (e.g., vegetarian, halal, etc.) that the product is suitable for. It may not be declared on the label. For example, a cheese substitute can be marked as vegan and vegetarian even though it is only marked on its label as vegan. It is possible to communicate multiple suitable diet regimes for one product.</p> <p>The full range of dietary codes may be found in the <a href="#">GS1 GDSN Navigator</a>.</p>
1377	Preparation Instructions	The instructions on how to prepare the product for consumption.	This attribute is required if the packaging includes instruction on how to prepare the product. It may also be an instruction associated with the <i>Preparation Type Code</i> and may be repeated as a group for each preparation type (e.g. bake, boil, microwave). Preparation type should be included in the text of the instructions if it is on the package.
1379	Preparation Type Code	The code specifying the method used to make the product ready for consumption.	This attribute is required if the product needs to be prepared by the consumer before consumption. It may also be associated with <i>Preparation Instructions</i> and <i>Serving Suggestion</i> .
1380	Serving Suggestion	A suggestion about the way the product may be served to enhance the consumer experience.	This value is typically a marketing statement describing when or how the product may be enjoyed, often represented with an image on the packaging. (Examples: "Serve with fruits and vegetables for a well-balanced meal!", "Great for Breakfast, Lunch or Dinner!")



BMS ID	ADB Name	ADB Business Definition	Business Process Notes
1494	Features and Benefits	The description of features and benefits of the individual product, service, brand or seller.	This short list of key features or benefits of the product is intended to be displayed as a bullet list. The attribute is repeated for each feature. Bullets are not included in the attribute content, as it will be formatted into a list for presentation to the consumer.
1498	Product Marketing Message	The description of the product experience for the consumer.	One or more understandable, usable paragraphs that describe the product, designed to entice the consumer to purchase. In some regions this may be referred to as "romance language" or "romance copy". The attribute may be repeated if more space is needed to continue the message.
1506	Product Grade	The description of the product's evaluation or ranking or class, such as quality, size, weight.	[no additional notes]
1530	Search Key Words for Product	The key words provided by the seller intended to help make the product discoverable by consumers using digital search engines.	These are the words, phrases or tags that consumers will use in search engines to find the product.
1550	Seasonal Product Indicator	The indicator that specifies whether the product is seasonal or offered during specific times of the year.	[no additional notes]
1558	Target Consumer Age	The description of the intended age or age range of the consumer.	This is generated by the supplier and generally matches what is on the packaging artwork. Retailers may transform this description to match the terminology they wish to use to communicate with their consumers. For example, a supplier may designate a toy to be targeted for ages 1 to 3 years, while a retailer may want to state the age range as 12 to 36 months.
3531	Product Shape Code	The code representing the shape of the product, excluding the packaging.	[no additional notes]



BMS ID	ADB Name	ADB Business Definition	Business Process Notes
3552	Alternative Colour Description	The description of the colour of the product.	This is the name provided by the supplier to describe the colour and could be enhanced with marketing language (for example "Flamingo Pink" vs "Pink").
3587	Product Handling Code	The code that defines the information and processes needed to safely handle the product.	[no additional notes]
3703	Minimum Days of Shelf Life at Arrival	The seller's determination of the minimum number of calendar days of shelf life of the product, based upon the expiration date on the product, upon receipt by the buyer.	This value is provided by the seller. It is allowed to vary by buyer and "arrival" should be based on the agreed-upon point in the distribution chain (e.g. dock door or warehouse gate).
3704	Minimum Days of Shelf Life from Production	The seller's determination of the minimum number of calendar days from the production date to the expiration date.	This value is provided by the seller. It is allowed to vary by buyer.
3709	Usage Period After Opening	The period after opening where the product is still safe to be used by the consumer.	The value for individual products is stated on label. In the case of a variety/multi pack where products within the package are individually labelled with different values of the <i>Usage Period After Opening</i> , best practice is to populate this attribute with the shortest period.
7218	Size Description	A description of the size of the product.	This is descriptive terminology for the size of the product rather than a numeric size, for example "small", "medium" and "large", or ".5 L 12-count". It should not be confused with <i>Net Content</i> . This attribute is a description, not a measurement.

## 8 Packaging

This section provides guidance on the set of attributes used to convey information about the make-up of product packaging, such as the packaging form, material and features. This information is specified for all levels of the product packaging hierarchy, e.g. each, inner pack, case and pallet. The goal is to provide an understanding of how these attributes may be populated at various levels, and how the attributes are related and used together.

### 8.1 Packaging Examples – Each Level

#### 8.1.1 Net Bag



“Net” is populated at the each level.

Packaging Type Code	Packaging Material Type Code	Packaging Feature Code
Net	Plastic Other	Handles

### 8.1.2 Cereal Box



“Box” and “Bag” are populated at the each level.

Packaging Type Code	Packaging Material Type Code	Packaging Feature Code
Box	Paperboard	
Bag	High Density Polyethylene (HDPE)	

## 8.2 Packaging Example – Inner Pack Level



“Multipack” is populated at the inner pack level.

Packaging Type Code	Packaging Material Type Code	Packaging Feature Code
Multipack	Paperboard	Handles
*Bottle	Coloured Glass	
*Packed, unspecified	Metal	Twist Cap

\* “Bottle” and “Twist Cap” are populated at the each level.

### 8.3 Packaging Example – Case Level



“Box” is populated at the case level.

Packaging Type Code	Packaging Material Type Code	Packaging Feature Code
Box	Double Wall Corrugated Board	Internal Dividers

## 8.4 Packaging Example – Pallet Level



“Pallet” is populated at the pallet level.

Packaging Type Code	Packaging Material Type Code	Packaging Feature Code
Pallet	Hardwood	
Banded package	Polypropylene (PP)	
Stretchwrapped	Linear Low Density Polyethylene	

**Note:** *Pallet Type Code* (BMS ID 2181) is populated at this level, e.g. “Pallet 1200 X 1000 mm”.

## 8.5 Packaging Attributes – Business Process Notes

BMS ID	ADB Name	ADB Business Definition	Business Process Notes
2186	Packaging Type Code	The code for the type of package or container of the product.	The <i>Packaging Type Code</i> and <i>Pallet Type Code</i> may be represented individually or as a unique combination of the two. The detailed packaging information (e.g. BMS IDs 2166, 2206, 2261, 2263), if used, is related to each unique instance or combination of <i>Packaging Type Code</i> and <i>Pallet Type Code</i> . If there are multiple packaging types the order in which they are communicated may make a difference, dependent on local requirements.
2166	Package Feature Code	The code that describes features about the packaging of the item.	The <i>Package Feature Code</i> may be repeated for each instance of <i>Packaging Type Code</i> / <i>Pallet Type Code</i> .
2206	Packaging Material Type Code	The code for the type of packaging material of the product.	The <i>Packaging Material Type Code</i> may be repeated for each instance of <i>Packaging Type Code</i> / <i>Pallet Type Code</i> .  In some markets this attribute may be related to other sustainability-related material attributes and may be specified by local regulation.
2261	Package Deposit Amount	The amount of deposit associated with a returnable package.	This amount must be accompanied with a currency type in this or another field, depending upon your master data exchange solution.
2263	Package Deposit Identifier	The identifier for the package deposit.	This attribute must be a GTIN and is associated with the package that is used in the return processing. A specific list of GTINs is supplied by the manufacturer of the package and in some areas is maintained by a central organisation.

BMS ID	ADB Name	ADB Business Definition	Business Process Notes
2181	Pallet Type Code	The code that indicates the type of pallet that the unit load is delivered on.	The <i>Packaging Type Code</i> and <i>Pallet Type Code</i> may be represented individually or as a unique combination of the two. The detailed packaging information (e.g. BMS IDs 2166, 2206, 2261, 2263), if used, is related to each unique instance or combination of <i>Packaging Type Code</i> and <i>Pallet Type Code</i> . If there are multiple packaging types the order in which they are communicated may make a difference, dependent on local requirements.
2306	Batch Number Indicator	The indicator specifying whether the item has a batch or lot number.	This attribute does not contain the actual batch or lot number. This number is typically found on the packaging itself. However, the value may be "True" even when the number is not printed on the package. In some cases, batch or lot number might be found on the invoice or other transactional documents.
2308	Packaging Marked Returnable Indicator	The indicator that specifies whether the product packaging is marked as returnable (with or without a deposit).	[no additional notes]
2334	Packaging Date Type Code	The code indicating the type of date on the package to the buyer and consumer.	Specify a code for each type of date that appears on the packaging.



## 9 Finance (Tax and Pricing)

This section provides an overview of the primary tax and pricing attributes used within the Global Data Model.

Requirements for providing tax information are generally driven by target market regulations. Local regulation may require additional tax information beyond the two attributes covered in this guideline, which would be provided via additional local attributes.

The price-related attributes convey pricing information used by the buyer for both communication to consumers and for guiding business process decisions.

### 9.1 Pricing Attributes Example



<b>Retail Price is Marked on the Product Indicator</b>
True

## 9.2 Code Examples

### 9.2.1 Tax Type Codes

This is a local code list. Some of the local market code lists are posted to the GS1 web site [<https://www.gs1.org/standards/gdsn/3-x>]. For others, please contact your local Member Organisation.

### 9.2.2 Tax Category Codes

This section provides a subset of codes found in the Tax Category Code list. Please refer to the [GS1 GDSN Navigator](#) to see the full code list. Note that the technical code list name is *TaxCategoryCode*.

Code Value	Code Name	Definition
APPLICABLE	Applicable	Tax applies to the item or service within the target market at the rate specified TradeItemTaxAmount or TradeItemTaxRate.
DOMESTIC_REVERSE_CHARGE	Domestic Reverse Charge	Code specifying that the rate is based upon the domestic reverse charge VAT treatment. This code value is particularly pertinent to the UK context.
EXEMPT	Exempt	The item or service has no taxation requirements nor any requirements related to invoicing or reporting.
FREE_EXPORT_ITEM	Free Export Item	Code specifying that the item is free export and taxes are not charged.
HIGH	High	The Trade Item is taxed at a tax rate that is higher than any other rate of taxation for trade items. The classification of High is subject to Target Market rules and can change based on regulation.
LOW	Low	The item or service is taxed at a tax rate that is lower than any other rate of taxation for trade items (except zero). The classification of low is subject to Target Market rules and can change based on regulation.
MEDIUM	Medium	The item or service is taxed at a tax rate that is considered to be intermediate between the lower and higher rates of taxation for trade items. The classification of medium is subject to Target Market rules and can change based on regulation
MIXED	Mixed	Code specifying that the rate is based on mixed tax. Transaction includes item taxed at different rates.

Code Value	Code Name	Definition
NOT_APPLICABLE	Not Applicable	Tax does not apply to the item or service within the target market.
PREPAID	Prepaid	The tax, fee or duty has been paid by the supplier of the trade item.
REDUCTION_IN_BASE	Reduction In Base	A benefit provided under the law that allows one to apply a reduction in the tax basis for calculating. In general, exceptions to the basis for tax calculation are the value of an operation. However, to reduce the tax, the benefit is granted to a reduction in the value of this base. This code value is particularly pertinent to the BR tax structure.
REDUCTION_IN_TAX_RATE	Reduction In Tax Rate	A reduction in the tax rate. Generally, reduced tax rates are arranged in a more objective way according to the law. This code value is particularly pertinent to the BR tax structure.
SERVICES_OUTSIDE_SCOPE_OF_TAX	Services Outside Scope of Tax	Code specifying that taxes are not applicable to the services.
STANDARD	Standard	Tax rate used or accepted as normal or average. The classification of standard is subject to Target Market rules and can change based on regulation.
VALUE_ADDED	Value Added	A fixed amount of tax for each product, based on criteria established by legislation rather than the conventional method which is the application of a percentage over the value of the product or operation. This code value is particularly pertinent to the Brazilian (BR) tax structure.
VALUE_ADDED_MARGIN	Value Added Margin	A percentage defined by the Tax Authorities that is applied on (the value of the goods+ Federal VAT+ freight+ other expenses) aiming at obtaining a basis for calculating the substitution for the State VAT. The goal of the Value Added Margin is to calculate the State VAT according to the basis that would be applied in the last step of the production chain; in this case, it could be the final resale. Example: Final Price to Retailer = Suggested Price + Expenses + %MVA This code value is particularly pertinent to the Brazilian (BR) tax structure
VALUE_ADDED_TAX_NOT_NOW_DUE_FOR_PAYMENT	Value Added Tax Not Now Due For Payment	A code to indicate that the Value Added Tax (VAT) amount which is due on the current invoice is to be paid on receipt of a separate VAT payment request. The value added tax is not due for payment now.
VAT_REVERSE_CHARGE	VAT Reverse Charge	Code specifying that the rate is based upon the domestic reverse charge VAT treatment.

Code Value	Code Name	Definition
ZERO	Zero	The item or service has a tax rate or amount equal to zero but still has requirements for invoicing and may have a rate that can be modified by the government at any given time.

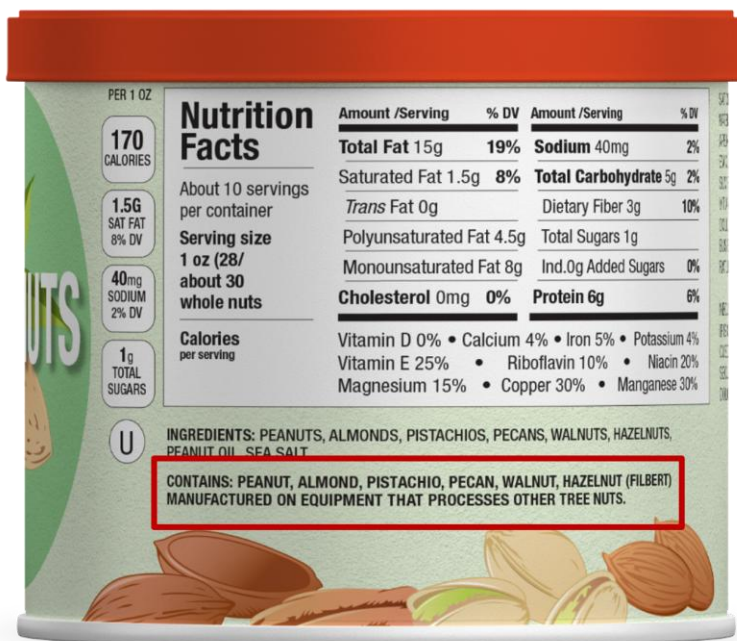
### 9.3 Finance – Business Process Notes

BMS ID	ADB Name	ADB Business Definition	Business Process Notes
1152	Tax Type Code	The code identifying a specific type of tax, levy, duty or fee associated with the type of product or service.	This code identifies the tax that is applied to the product.
1175	Tax Category Code	The code representing the level of tax rate applied by a government to the product.	<i>Tax Category Code</i> is only used if <i>Tax Type Code</i> is also used.
2309	Retail Price is Marked on the Product Indicator	The indicator used to inform the buyer that there is a retail price on the product.	[no additional notes]

## 10 Nutritional Facts

The Nutritional Facts group of attributes is used to communicate product information relating to ingredients, allergens, additives, nutrients and serving sizes. The values needed for many of these attributes may be dictated by local or regional regulations. It is recommended to refer to local/regional market regulations when developing this information and to your local MO for best practices.

### 10.1 Allergen Attributes Example – Mixed Nuts (North American Label)



Attribute	Code Name	Code Name	Code Name	Code Name
<b>Allergen Containment Code</b>	Contains	Contains	Contains	Contains
<b>Allergen Type Code</b>	Peanuts and its derivatives	Almonds and its derivatives	Pistachios and its derivatives	Pecan nuts and its derivatives
<b>Allergen Containment Code</b>	Contains	Contains		
<b>Allergen Type Code</b>	Walnuts and its derivatives	Hazelnuts and its derivatives		

Attribute	Attribute Value
<b>Allergen Statement</b>	<b>CONTAINS: PEANUT, ALMOND, PISTACHIO, PECAN, WALNUT, HAZELNUT (FILBERT). MANUFACTURED ON EQUIPMENT THAT PROCESSES OTHER TREE NUTS.</b>
<b>Allergen Declarations Indicator</b>	TRUE

## 10.2 Allergen Attributes Example – Crackers (European Label)



Attribute	Code Name	Code Name	Code Name	Code Name	Code Name
<b>Allergen Containment Code</b>	Contains	Contains	May Contain	May Contain	May Contain
<b>Allergen Type Code</b>	Wheat and its derivatives	Rye and its derivatives	Milk and its derivatives	Soybean and its derivatives	Sesame seeds and its derivatives

### Ingredients:

**WHEAT** Flour (**WHEAT** Flour, Calcium, Iron, Niacin, Thiamin), Wholegrain **RYE** Flour (8%), Sugar, Olive Oil, White Balsamic Vinegar, Honey (2%), Sweet Chili Seasoning (2%) (Salt, Garlic Powder, Dextrose, Onion Powder, Tomato Powder, Maltodextrin), Paprika Powder, Sugar, Natural Flavouring, Yeast Extract.

Allergy Advise: For allergens, including cereals containing gluten, see ingredients in **BOLD**.

May Also Contain: Milk, Soya, Sesame Seeds.

Attribute	Attribute Value
<b>Allergen Statement</b>	Allergy Advice: For allergens, including cereals containing gluten, see ingredients in <b>BOLD</b> . May Also Contain: Milk, Soya, Sesame Seeds.
<b>Allergen Declarations Indicator</b>	TRUE



### 10.3 Allergen Attributes Example – Rice (No Allergens Present)



Attribute	Attribute Value
Allergen Containment Code	[not populated]
Allergen Type Code	[not populated]
Allergen Statement	[not populated]
Allergen Declaration Indicator	TRUE

**INGREDIENTS:** ENRICHED LONG GRAIN RICE [RICE, NIACIN, IRON (FERRIC ORTHOPHOSPHATE), THIAMIN (THIAMIN MONONITRATE), FOLIC ACID].

### 10.4 Ingredient Statement Example – Mixed Nuts (North American Label)



**Note:** The content of the *Ingredient Statement* may be subject to local regulation.

#### Ingredient Statement (North American Example)

PEANUTS, ALMONDS, PISTACHIOS, PECANS, WALNUTS, HAZELNUTS, PEANUT OIL, SEA SALT



## 10.5 Ingredient Statement Example – Crackers (European Label)



### Ingredient Statement (EU Example)

Ingredients: **WHEAT** Flour (**WHEAT** Flour, Calcium, Iron, Niacin, Thiamin), Wholegrain **RYE** Flour (8%), Sugar, Olive Oil, White Balsamic Vinegar, Honey (2%), Sweet Chili Seasoning (2%) (Salt, Garlic Powder, Dextrose, Onion Powder, Tomato Powder, Maltodextrin), Paprika Powder, Sugar, Natural Flavouring, Yeast Extract.  
 May Also Contain: Milk, Soya, Sesame Seeds.

### Ingredients:

**WHEAT** Flour (**WHEAT** Flour, Calcium, Iron, Niacin, Thiamin), Wholegrain **RYE** Flour (8%), Sugar, Olive Oil, White Balsamic Vinegar, Honey (2%), Sweet Chili Seasoning (2%) (Salt, Garlic Powder, Dextrose, Onion Powder, Tomato Powder, Maltodextrin), Paprika Powder, Sugar, Natural Flavouring, Yeast Extract.

Allergy Advise: For allergens, including cereals containing gluten, see ingredients in **BOLD**.

May Also Contain: Milk, Soya, Sesame Seeds.

**Note:** The content of the *Ingredient Statement* may be subject to local regulation.

## 10.6 Non-Food Ingredient Statement Example – Laundry Detergent

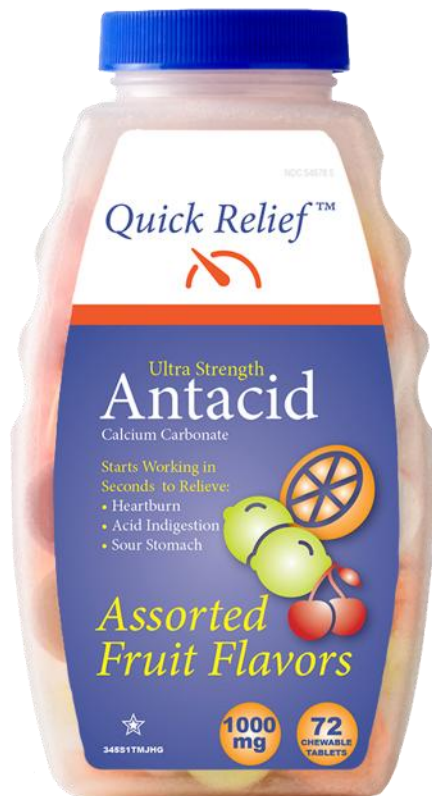


### Non-Food Ingredient Statement

**Ingredients:** Water, Sodium Laureth Sulfate, Sodium (C10-16) Alkyl Benzenesulfonate, C10-16 Alcohols Ethoxylated, TEA Cocoate, Sodium Chloride, Fragrance, Tetrasodium Glutamate Diacetate, Polyvinyl Pyridine-N-Oxide, BHT, Benzisothiazolinone, Methylisothiazolinone, Trisodium Dicarboxymethyl Alaninate, Colorant.

**Ingredients:** Water, Sodium Laureth Sulfate, Sodium (C10-16) Alkyl Benzenesulfonate, C10-16 Alcohols Ethoxylated, TEA Cocoate, Sodium Chloride, Fragrance, Tetrasodium Glutamate Diacetate, Polyvinyl Pyridine-N-Oxide, BHT, Benzisothiazolinone, Methylisothiazolinone, Trisodium Dicarboxymethyl Alaninate, Colorant.

### 10.7 Non-Food Ingredient Statement Example – Active and Inactive Ingredients



**Drug Facts**

Active ingredient (per tablet)	Purpose
Calcium Carbonate USP 1000mg.....	Antacid

**Uses** relieves • heartburn  
• acid indigestion • sour stomach  
• upset stomach associated with these symptoms

**Warnings**  
Ask a doctor or pharmacist before use if you are presently taking a prescription drug. Antacids may interact with certain prescription drugs.

**When using this product**

- do not take more than 7 tablets in 24 hours
- if pregnant do not take more than 5 tablets in 24 hours
- do not use the maximum dosage for more than 2 weeks except under the advice and supervision of a doctor

**Keep out of reach of children.**

**Directions**

- adults and children 12 years of age and over: chew 2-3 tablets completely as symptoms occur, or as directed by a doctor. Do not swallow tablets whole.
- do not take for symptoms that persist for more than 2 weeks unless advised by a doctor

**Other information**

- each tablet contains: elemental calcium 400mg
- store at room temperature. Keep the container tightly closed.

**Inactive ingredients** adipic acid, D&C Red No. 27, D&C Yellow No. 10, dextrose, FD&C Blue No. 1, FD&C Yellow No. 6, flavors, magnesium stearate, maltodextrin, starch, sucralose

**Questions or comments? 1-888-555-0123**

**Non-Food Ingredient Statement**

**Active ingredient (per tablet)** Calcium Carbonate USP 1000mg **Purpose**.....Antacid

**Inactive ingredients** adipic acid, D&C Red No.27, D&C Yellow No. 10, dextrose, FD&C Blue No.1, FD&C Yellow No. 6, flavors, magnesium stearate, maltodextrin, starch, sucralose

## 10.8 Nutritional Facts Attributes – Business Process Notes

### 10.8.1 Allergen Attributes

Refer to local/regional market regulations when developing allergen information (BMS IDs 370, 373, 375, 376).

BMS ID	ADB Name	ADB Business Definition	Business Process Notes
370	Allergen Statement	The statement to the consumer on the presence of allergens, based on local rules or regulations, as stated on the product packaging.	<p>This is exactly the way allergens are referenced or stated on the package. In some markets this statement is a reference on where to find the allergens on package. Other markets list the ingredients which are allergens from the ingredient statement.</p> <p>Also known as "Contains" or "May contain" statement.</p>
373	Allergen Declarations Indicator	The indicator used by the seller to confirm whether the relevant allergen data provided for the product is complete.	<p>This is set to "True" when the allergen information that is provided is complete. In cases where all allergen information is not yet known, the value would be "False". In cases where allergen information is not provided because there are no allergens this would be set to "True".</p>
375	Allergen Type Code	The code to indicate a specific allergen.	<p><i>Allergen Type Code</i> and <i>Allergen Containment Code</i> are always used together. These are repeated for each allergen.</p>
376	Allergen Containment Code	The code to indicate the precision of an allergen in a product.	

## 10.8.2 Nutrient Quantity Attributes

When populating nutrient quantity attributes, please review attributes 1732, 1733, 1734 and (if on label) 1731 and 1736 as a group to ensure that all required attributes are included, as per regulation. This group of attributes may need to be repeated (based on local and regional regulations) when certain high-level attributes change. For example, when *Nutrient Basis* or *Serving Size* change, the group of related attributes must be repeated for each variant.

BMS ID	ADB Name	ADB Business Definition	Business Process Notes
1733	Nutrient Code	The code that represents a nutrient or energy element that is found in the product	This attribute is required if the manufacturer is providing nutrient information. Note that the majority of these codes are derived from the UN INFOODS tag names. Additional codes have been created as part of GS1 standards.
1731	Daily Nutrient Value Percentage	The amount of the nutrient contained in the product as a percentage of the daily intake reference.	[no additional notes]
1736	Daily Nutrient Value Percentage Precision Code	The code indicating whether the specified nutrient content for the Daily Value Intake percentage is exact or approximate or less than as required by regulation.	[no additional notes]
1734	Nutrient Quantity	The value that indicates the amount of nutrient element or energy contained in the product per defined quantity with its unit of measure.	[no additional notes]
1732	Nutrient Value Precision Code	The code indicating whether the specified nutrient content is approximate or less than as required by regulation and as shown on the product package.	[no additional notes]



### 10.8.3 Nutrient Basis and Serving Size Attributes

These attributes may be used differently and in different combinations from region to region. Refer to your local MO for local or regional best practices.

BMS ID	ADB Name	ADB Business Definition	Business Process Notes
1714	Nutrient Basis	The value, with its unit of measure, that forms the basis for referring to the nutrient content that appears on the product label.	[no additional notes]
1718	Serving Size	The value, with its unit of measure, that forms the basis for referring to the nutrient contents that appear on the product label.	[no additional notes]
1720	Serving Size Description	The description or additional information of the serving size for the product.	<i>Serving Size Description</i> should be used if <i>Serving Size</i> cannot be adequately expressed only as a number and unit of measure. For example, a label that indicates “50 g (1 chocolate bar)” would be expressed as “50 g” in <i>Serving Size</i> and “50 g (1 chocolate bar)” in <i>Serving Size Description</i> .
5872	Nutrient Basis Description	The description or additional information of the serving size for the product.	<i>Nutrient Basis Description</i> should be used if <i>Nutrient Basis</i> cannot be adequately expressed only as a number and unit of measure. For example, a label that indicates “50 g (1 chocolate bar)” would be expressed as “50 g” in <i>Nutrient Basis</i> and “50 g (1 chocolate bar)” in <i>Nutrient Basis Description</i> .

### 10.8.4 Ingredients, Additives and Other Nutritional Attributes

BMS ID	ADB Name	ADB Business Definition	Business Process Notes
1268	Ingredient Statement	The composition of the product that matches what appears on the package.	It is best practice to include the statement in all languages that appear on package. The attribute is repeatable by language.
1623	Non-Food Ingredient Statement	The text used to describe the composition of the product that matches what appears on the label.	It is best practice to include the statement in all languages that appear on package. The attribute is repeatable by language.
1272	Additive Name	The name of an additive that is or may be contained in the product.	<i>Additive Name</i> and <i>Additive Containment Code</i> are always used together. These are repeated for each additive. These attributes may be required by local regulations for specific products.
1273	Additive Containment Code	The code to indicate the precision of an additive in the product.	
1364	Servings Per Product	The total number of servings contained in the product as shown on the product package.	This may also be known as “servings per package” or “servings per container”.
1365	Servings Per Product Precision Code	The code indicating whether the specified Serving Per Product is approximate as shown on the product package.	This is used to designate terms such as “Approximately” and “About” when used on package.
1694	Nutrient Declarations Indicator	The indicator that confirms the relevant nutrient data provided for the product is complete.	This is set to “True” when the nutrient information that is provided is complete. In cases where all nutrient information is not yet known, the value would be “False”. In cases where nutrient information is not provided because there is no nutrient information this would be set to “True”.
1712	Daily Intake Reference	The statement to the consumer describing the basis for calculating the percentage of nutrients	In most markets, the statements needed for this attribute are explicitly provided by regulation. The nutrient group of attributes may be

BMS ID	ADB Name	ADB Business Definition	Business Process Notes
		that contribute to the recommended daily intake set by regulation.	<p>repeated, with the <i>Daily Intake Reference</i> varying, for different nutrient panels (e.g., adult vs child nutrient requirements).</p> <p>Sample statement for EU: "Reference intake of an average adult (8400 kJ/ 2000 kcal)"</p> <p>Sample statement for US: "Based on a 2,000 calorie diet."</p>
1717	Nutritional Preparation Code	The code indicating whether the product is unaltered versus a product that has been altered by consumer preparation, in conjunction with the nutritional panel.	The code value "unprepared" refers to nutritional information for the product as it is directly off the shelf. Other codes are used when nutritional information is calculated based on other preparation types.



## 11 Digital Assets

This section contains a group of attributes used by sellers to identify digital assets (e.g., image files, documents and other web resources) and to identify the start and end dates during which these assets may be shared with consumers.

### 11.1 Digital Asset Type Code Examples

This table includes a [sampling](#) of code list values associated with the *Digital Asset Type Code* attribute. Refer to the [GS1 GDSN Navigator](#) for the full code list. Note that the technical code list name is *ReferencedFileTypeCode*.

Code Value	Code Name	Code Definition
ASSEMBLY_INSTRUCTIONS	Assembly Instructions	Link to a file the explains how to assemble (put together) the trade item.
CONSUMER_HANDLING_AND_STORAGE	Consumer Handling and Storage	Link to a website, file, or image containing the manufacturer's recommendations for how the consumer or end user should store and handle the product.
PRODUCT_IMAGE	Product Image	Link to a file containing a visual representation of the product.
QR_CODE	Link to QR Code	Link to a QR code URL/URI.
SAFETY_DATA_SHEET	Safety Data Sheet	Link to a file containing the product's Safety Data Sheet (SDS). This file can be either an image or a document
TECHNICAL_DATA_SHEET	Technical data sheet	The product specification sheet, created by the manufacturer, summarises the technical characteristics and other properties of the product, relating to technological and commercial purposes. Example: <a href="https://dl.gedal.fr/docsgedal/FP/3255290252425.pdf">https://dl.gedal.fr/docsgedal/FP/3255290252425.pdf</a>
VIDEO	Video	Link to a file containing a video clip which is relevant to the product. Examples are commercials, trailers, or instructional/ how to use video files.
WEBSITE	Website	Link to a website containing product or manufacturer information.

## 11.2 Digital Assets Attributes – Business Process Notes

BMS ID	ADB Name	ADB Business Definition	Business Process Notes
2989	Digital Asset End Date/Time	The date/time on which the digital asset can no longer be used.	<p><i>Digital Asset End Date/Time</i> conveys the existing image is no longer valid. In the instance of discontinuation of a product, there will be other attributes that will convey this information.</p> <p>If the seller has not specified a <i>Digital Asset End Date/Time</i>, the buyer has the opportunity to use the image until some form of stop-use is communicated.</p>
2990	Digital Asset Start Date/Time	The date/time on which the digital asset can be used.	[No additional notes]
2995	Digital Asset File Name	The file name of the digital asset, including the file extension (if applicable).	<p>The <i>Digital Asset File Name</i> (for example “00012345678905_C1C1.jpg”) is typically found at the end of the <i>Product Image URL</i>.</p> <p>If the file name contains an extension it <i>shall</i> be included in the file name.</p> <p>There are various naming conventions that accommodate other digital assets that are not images.</p>
2999	Digital Asset Type Code	The code identifying the type of digital asset that is being referenced.	Use the most specific code in the code list. For example, if a seller is providing a digital asset relating to organic certification, then the seller would provide the code for <i>organic certificate</i> as opposed to the general code for <i>certification</i> .
3000	Digital Asset Link	The link (such as a Uniform Resource Locator (URL)) pointing to a digital asset on the internet, such as an image, document or web page.	In the example where <i>Digital Asset File Name</i> equals “00012345678905_C1C1.jpg”, the <i>Digital Asset Link</i> might be “http://www.ourcompany.com/images/00012345678905_C1C1.jpg”.

BMS ID	ADB Name	ADB Business Definition	Business Process Notes
			<p>As a best practice, the URL should be available for as long as the digital asset is available for use.</p> <p><b>Note:</b> Buyers may want to be aware of the timeframes associated with the validity of any provided URL. If the seller is providing the digital asset via URL, the timeframe for the use of the URL should be clearly communicated to the buyer. For example, the URL should be valid between the <i>Digital Asset Start Date/Time</i> and <i>Digital Asset End Date/Time</i> of the image file. If there is no <i>Digital Asset Start Date/Time</i> provided, the URL should be valid from the time the data is received.</p>

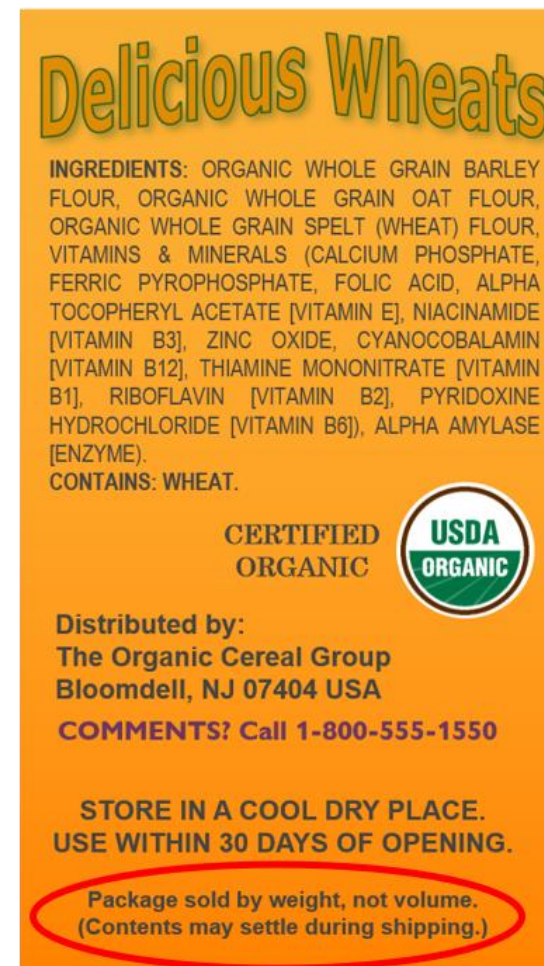
## 12 Compliance, Regulatory and Import Classification

This group of attributes includes information usually governed by local or regional market regulation, including country of origin, customs requirements, hazardous materials and other data required for regulatory compliance.

## 12.1 Examples of Additional Legal Product Information on Label



Examples of the *Additional Legal Product Information* content as they appear on the packaging (circled in red).



## 12.2 Compliance, Regulatory and Import Classification – Business Process Notes

### 12.2.1 Compliance and Regulation Attributes

**Note:** The group of attributes that includes BMS IDs 3070 and 3087 may be repeated for each regulation or if a regulation is associated with multiple agencies. Please refer to the “Regulatory Compliance Attributes” section of the GDSN Trade Item Implementation Guide [[https://www.gs1.org/standards/gdsn/trade\\_implementation\\_guide](https://www.gs1.org/standards/gdsn/trade_implementation_guide)] for more detailed guidance on these attributes.

BMS ID	ADB Name	ADB Business Definition	Business Process Notes
3070	Regulation Type Code	The code indicating a type of regulation.	This attribute primarily provides a broad categorization of regulations that may differ across markets. They may have a specific act or regulation number which differs from one country of sale to the next. For example, the codes “Consumer Product Safety” or “E-mark”.
3087	Regulatory Permit Identification	The number or value of a permit or approval license assigned to the product or seller provided by the regulatory agency.	This attribute may be tightly tied to local market regulation, therefore local guidance may be needed.
3515	Regulated Product Name	The product name provided by the seller in adherence with laws, regulations or administrative provisions applicable in the country. Not all products have a regulated name.	This must exactly reflect what is printed on the label. In the EU this is used for food and beverages (“legal name of the food”) and for pet food (“name of the feed material”). In cases where there is a local validation rule that requires this attribute but there is no applicable regulated name, this may be populated with the same value as the <i>Product Type Description</i> (BMS ID 3508).
1457	Additional Legal Product Information	Describes legally required information about the product that is found on the product packaging.	This attribute is used to capture legally required information that cannot be described in other attributes.

## 12.2.2 Hazardous Materials Attributes

**Note:** The hazardous materials attributes are consumer facing, i.e. the information is expected to be present on the product label.

BMS ID	ADB Name	ADB Business Definition	Business Process Notes
3237	Signal Words Code	The code for words from the Globally Harmonized System (GHS) to indicate the relative level of severity of the hazard and is usually on the label.	Reflects what is on the label. This can be either the word "Danger" or "Warning". If neither of those words are present on the label, a seller could either leave this attribute empty or use the code "Not Applicable" if required.
3238	Hazardous Symbol Description Code	The code from the Globally Harmonized System (GHS) identifying the symbols or pictograms for a hazardous product.	If any of the GHS Hazard pictograms appear on the label, then select the code(s) representing the appropriate pictogram(s). While this attribute is used to inform a consumer, it is also used for logistic purposes and therefore symbol(s) could be found on packaging as well.
3240	Hazardous Statements Code	The code (also known as H code) identifying the standard phrase describing the nature of a hazard class and category.	If any of the GHS Hazard Statements (and possibly its H Code) appear on the label, then select the code(s) representing the appropriate statement. The statement will appear on the label, and optionally, the code will sometimes appear in addition with the statement. There may be additional market-specific codes that could be populated in this attribute. Refer to local market regulations to determine which codes are applicable (e.g. EUH Code in the European market).
3241	Hazardous Statements Description	The description of the standard phrase (also known as H statement) assigned to a hazard class and category that describes the nature of the hazard.	What appears on the label could be comprised of both a fixed element (statement description) and a variable element (added specifics). For example, a Hazardous Statement could warn of toxicity to the body, but the seller would add the variable element






BMS ID	ADB Name	ADB Business Definition	Business Process Notes
			<p>that specifies the body part that is in danger. In this case, the seller should provide the exact statement (including variable elements) as it appears on the label.</p>
3244	Precautionary Statement Code	The code (also known as a P code) identifying the standard phrase describing precautionary actions or correct handling.	<p>If any of the GHS Precautionary Statements (and possibly its P Code) appear on the label, then select the code(s) representing the appropriate statement.</p> <p>The statement will appear on the label, and optionally, the code will sometimes appear in addition with the statement.</p> <p>There may be additional market-specific codes that could be populated in this attribute. Refer to local market regulations to determine which codes are applicable.</p>
3245	Precautionary Statement Description	The description of the specified precautionary statement (also known as P statement) on a hazardous label.	<p>What appears on the label could be comprised of both a fixed element (statement description) and a variable element (added specifics). For example, a Precautionary Statement could indicate that a product should be stored at a temperature not exceeding a certain number, but the seller would substitute the specific temperature value.</p> <p>The Precautionary Statement may also warn against adverse effects in the case of improper use of a product, and the seller would insert the actions taken to remediate the effects.</p> <p>In some instances, the actions needed may be represented by another P Code (e.g., P302 + P334: IF ON SKIN: Immerse in cool water/wrap in wet bandages.) In this case the <i>Precautionary Statement Description</i> is not needed.</p> <p>In all cases, the seller should provide the exact statement (including variable elements) as it appears on the label, whether it is in the form of a series of P Codes only, or P Codes combined with the <i>Precautionary Statement Description</i>.</p>





BMS ID	ADB Name	ADB Business Definition	Business Process Notes
3894	United Nations Dangerous Goods Number	The four-digit number assigned by the United Nations Committee of Experts on the transport of dangerous goods that identifies dangerous goods, such as explosives, flammable liquids and toxic substances.	This information is often found in the Safety Data Sheet (also known as SDS or MSDS).

### 12.2.2.1 Hazardous Symbol Description Code

The chart below provides the complete set of code list values and accompanying pictograms associated with the *Hazardous Symbol Description Code*.

Code Value	Code Name	Description	Symbol
CORROSION	Corrosion	Depicts corrosives to skin, eyes and/or metals.	
ENVIRONMENT	Environment	Tree and dead fish. Depicts hazards to the aquatic environment.	
EXCLAMATION_MARK	Exclamation Mark	Depicts other health hazards.	



EXPLODING_BOMB	Exploding Bomb	Depicts explosives and some self-reactives and/or organic peroxides.	
FLAME	Flame	Depicts flammable substances.	
FLAME_OVER_CIRCLE	Flame Over Circle	Depicts oxidizing gases, liquids or solids.	
GAS_CYLINDER	Gas Cylinder	Depicts gases under pressure.	
HEALTH_HAZARD	Health Hazard	Depicts severe health hazards.	
SKULL_AND_CROSS_BONES	Skull and Cross Bones	Depicts acute toxicity.	
NO_PICTOGRAM	No Pictogram	No Pictogram symbol is available.	

### 12.3 Import Classification (Country of Origin) – Business Process Notes

BMS ID	ADB Name	ADB Business Definition	Business Process Notes
112	Country Of Sale Code	The code representing the country where the physical or non-physical product is intended to be sold.	The <i>Country of Sale Code</i> is used to indicate that the item information being provided is valid for the specified country(ies). An example of an indicator of the intended country of sale is the languages, markings and codings printed on the packaging label. These may be guided by regulatory requirements in the target market.
2776	Customs Classification Type Code	The code that describes the customs classification system.	This attribute is always used in conjunction with the <i>Customs Classification Value</i> .
2777	Customs Classification Value	The tariff value applied to a product associated with the <i>Customs Classification Type Code</i> .	This attribute is always used in conjunction with the <i>Customs Classification Type Code</i> .
2781	Country of Origin Declaration	The statement about the country of origin, as declared on the product label, which can be any country where the product is indicated to have come from (it may or may not be the same as <i>Country of Origin Code</i> ).	Further details regarding regional requirements and usage are described in the Global Data Model conditional/mandatory statements.
2783	Origin Declaration	The exact statement about the place of origin, as declared on the product label, which can be any place where the product is indicated to have come from (it may or may not be the same as <i>Country of Origin</i> ).	Further details regarding regional requirements and usage are described in the Global Data Model conditional/mandatory statements.


BMS ID	ADB Name	ADB Business Definition	Business Process Notes
2794	Country of Origin Code	The code used to declare where the product is produced for regulatory / custom's requirements. In the case of multiple countries, the country in which the last substantial process or operation, that is economically justified, was performed.	<p>For most types of products that are made from parts manufactured in multiple countries but which are assembled in a different country, the <i>Country of Origin Code</i> represents the country in which the final product is assembled. (For example, an automobile assembled in Germany from parts made in Germany, Belgium and Netherlands would specify only the <i>Country of Origin Code</i> for Germany.)</p> <p>For cases where identical products have been manufactured in multiple countries, all applicable <i>Country of Origin Code</i> values should be specified.</p> <p>For the fresh fruits and vegetables product group there is an exception whereby the <i>Country of Origin Code</i> may need to be specified for multiple countries when items originating from different countries are packaged together. (For example, a multipack of vegetables packaged in Spain but containing items grown in France and Italy would require two <i>Country of Origin Code</i> values to be specified to represent France and Italy.)</p>

## 13 Claims and Certifications

This group of attributes consists of codes and statements that describe claims about a product (for example regional origin, growing/manufacturing method, ingredient purity, dietary certification, etc.) and the governing bodies that certify such claims. These values are usually governed by local or regional market regulation.

### 13.1 Example of Third Party Accreditation Symbol on Product Package Code – North America



Code Value	Code Name	Description	Symbol
USDA_ORGANIC	USDA Organic	The U.S. Department of Agriculture has put in place a set of national standards that food labelled products must meet, whether it is grown in the United States or imported from other countries. Organic foods are produced without using most conventional pesticides; fertilizers made with synthetic ingredients or sewage sludge; bioengineering; or ionizing radiation. <a href="http://www.usda.gov/wps/portal/usda/usdahome">http://www.usda.gov/wps/portal/usda/usdahome</a> .	

### 13.2 Example of Third Party Accreditation Symbol on Product Package Code – Europe



Code Value	Code Name	Description	Symbol
EU_ORGANIC_FARMING	EU Organic Farming	New EU organic logo the EU introduced a new organic logo to ensure consumer protection and common standards. See <a href="http://www.organic-farming.europa.eu">www.organic-farming.europa.eu</a>	
AGRICULTURE_BIOLOGIQUE	Agriculture Biologique	France's national logo for organic products since 1985. Organic products carrying the logo must contain more than 95 percent organic components and be produced or processed within the EU and were certified by one of the inspection bodies accredited according to EN 45011.	

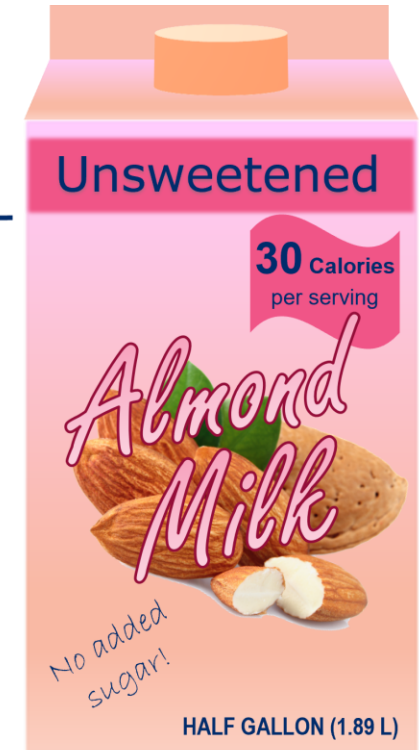
### 13.3 Examples of Claim Element Code, Claim Type Code and Dietary Regime Code



Claim Element Code	Claim Type Code*	Dietary Regime Code**
PALM_OIL	FREE_FROM	
	UNSWEETENED	LOW_CARB

\* **Claim Type Code** is MANDATORY if Claim Element Code is provided.

\*\* **Dietary Regime Code** shall be populated if a claim relates to the product's suitability for certain diets.



## 13.4 Claims and Certifications– Business Process Notes

BMS ID	ADB Name	ADB Business Definition	Business Process Notes
1258	Genetically Modified Declaration Code	The code indicating the presence or absence of genetically modified protein or DNA (deoxyribonucleic acid) in the product.	[no additional notes]
7239	Claim Description	The description of claims about a product provided by the seller.	In most markets, <i>Claim Description</i> is not to be used for marketing claims, but only for legal claims.  Additionally, the <i>Product Marketing Message</i> may be used for any type of claim.
7233	Claim Element Code	The code that specifies an element (such as a food ingredient or chemical compound) that is subject to the claim type specified by the <i>Claim Type Code</i> .	<i>Claim Element Code</i> is always used with <i>Claim Type Code</i> . <i>Claim Element Code</i> is intended to provide a structured format for precision in search and discovery. If there is certain information claimed on the label, this attribute should be used to communicate it to buyers and consumers.  Claims are related to certain elements such as ingredients, nutrition, etc. Some claims do not necessarily need to be stated on the product label (e.g., the product can be claimed to be palm oil free when there is no palm oil in the product, regardless of whether it is stated on the label).  Some claims support a product's suitability for certain diets. In this case, the seller shall use the attribute <i>Dietary Regime Code</i> (BMS ID 1066).
7237	Claim Type Code	The code that states the type of claim applicable to the product. It may be used alone, or in combination with <i>Claim Element Code</i> to identify a specific element (such as a food ingredient or chemical compound) to which the claim type applies.	<i>Claim Type Code</i> is usually used with <i>Claim Element Code</i> , but some <i>Claim Type Codes</i> are used as stand-alone values (e.g., UNSWEETENED or NON_ALCOHOLIC).

BMS ID	ADB Name	ADB Business Definition	Business Process Notes
2312	Third Party Accreditation Symbol on Product Package Code	The code representing a symbol or marking third party accreditation on the product package.	[no additional notes]

## 13.5 Claims and Certifications – Code List Examples

### 13.5.1 Genetically Modified Declaration Code

The table below includes code list values associated with the *Genetically Modified Declaration Code* attribute. Refer to the [GS1 GDSN Navigator](#) to see the full code list. Note that the technical code list name is *LevelOfContainmentCode*.

Code Value	Code Name	Description
30	Substance Not Intentionally Included in Product	The substance is not intentionally nor inherently included in the product, however because it is assessed to not require a cross contact declaration, product testing may not always be conducted for confirmation for example milk not inherently containing shellfish or peanuts or cheese sticks with no declaration of shellfish.
50	Derived From	Derived From: The product has been derived from ingredients with the specified condition as defined by the regulatory authority in the target market.
60	Not Derived From	Not Derived From: The product has not been derived from ingredients with the specified condition as defined by the regulatory authority in the target market.



CONTAINS	Contains	Intentionally included in the product.
FREE_FROM	Free From	The product is free from the indicated substance. "Free from" may be defined by a regulatory authority in the target market.
MAY_CONTAIN	May Contain	The substance is not intentionally included, but due to shared production facilities or other reasons, the product may contain the substance.
UNDECLARED	Undeclared	Not intentionally included and assessed not to require a cross-contact declaration. "Undeclared" may be defined by a regulatory authority in the target market.

### 13.5.2 Claim Element Code

This table includes a [sampling](#) of code list values associated with the *Claim Element Code* attribute. Refer to the [GS1 GDSN Navigator](#) to see the full code list. Note that the technical code list name is *ClaimElementCode*.

Code Value	Code Name	Description
CORN_SYRUP	Corn Syrup	Corn syrup.
DIETARY_FIBRE	Dietary Fibre	The USFDA definition for Dietary fibre that can be declared on the Nutrition Facts label includes certain naturally occurring fibres that are "intrinsic and intact" in plants, and added isolated or synthetic non-digestible soluble and insoluble carbohydrates that FDA has determined have beneficial physiological effects to human health. <a href="http://www.fda.gov">www.fda.gov</a>
GLUTEN	Gluten	Gluten.

MILK_PROTEIN	Milk Protein	Milk proteins.
NATURAL_FLAVOUR	Natural Flavour	Flavouring substances obtained from plant or animal raw materials, by physical, microbiological or enzymatic processes.
PEANUTS	Peanuts	A claim that a food is free from peanuts. Note the amount that determines containment or lack of containment is based on target market regulations.
PROBIOTICS	Probiotics	Probiotics.
VITAMIN_D	Vitamin D	Vitamin D
WHOLE_GRAIN	Whole grain	The intact grain or the dehulled, ground, milled, cracked or flaked grain where the constituents – endosperm, germ and bran – are present in such proportions that represent the typical ratio of those fractions occurring in the whole cereal.

### 13.5.3 Claim Type Code

This table includes a sampling of code list values associated with the *Claim Type Code* attribute. Refer to the [GS1 GDSN Navigator](#) to see the full code list. Note that the technical code list name is *ClaimTypeCode*.


Code Value	Code Name	Description
ADDED	Added	A claim stating that a substance (e.g. sugar) has been added to a food.
CONTAINS	Contains	A claim that a food contains the ingredient/nutrition/etc specified in the ClaimElementCode. Note the amount that determines containment or lack of containment is based on target market regulations.
FREE_FROM	Free From	A claim that a food is free from specific ingredient/nutrition/etc.in the ClaimElementCode. Note the amount that determines containment or lack of containment is based on target market regulations.






MADE_IN_FACILITY_FREE_FROM	Made in Facility Free From	Trade item is made in a facility that is free from a specified element. This usually is regulated in a market by an authority. Please refer to the regulation specific to your market.
NATURAL_SOURCE_OF	Natural Source of	A claim that a food is a natural source of the substance in the ClaimElementCode. Note the amount that determines if the product is a significant source of a given substance is based on target market regulations.
RAISED_WITHOUT	Raised Without	A claim the trade item is raised without any of a specified element.
REDUCED_LESS	Reduced Less	A claim that a food has a reduced amount of the substance in the ClaimElementCode. Note the amount that determines a reduced amount is based on target market regulations.
UNSWEETENED	Unsweetened	Without sugar or a similar substance having been added





### 13.5.4 Third Party Accreditation Symbol on Product Package Code




This table includes a [sampling](#) of code list values associated with the *Third Party Accreditation Symbol on Product Package Code* attribute. Refer to the [GS1 GDSN Navigator](#) to see the full code list. Note that the technical code list name is *PackagingMarkedLabelAccreditationCode*. The code list and images can also be found in a spreadsheet format by downloading the **Packaging Label Guide** from the GS1 GDSN Standard web page. (Select the link for the current version of the GDSN standard, then scroll down to select the **Packaging Label Guide**.)

**IMPORTANT:** If you would like to submit a code/symbol for consideration for addition to the global standard, work with your local GS1 MO to submit a work request to the Global Product Master Data – Standards Maintenance Group.

Code Value	Code Name	Description	Symbol
100_PERCENT_CANADIAN_MILK	100 Percent Canadian Milk	The use of a "100% Canadian Milk" or "100% Canadian Dairy" claim, with or without logos, vignettes etc., when used on dairy products, indicates all of the dairy ingredients in the product are derived from Canadian sources.	

AGRI_NATURA	Agri Natura	Certification for meat out of integrated production based on principles of IP-Suisse. Label owned by Ernst Sutter AG.	
AMA_SEAL_OF_APPROVAL	Austria Ministry of Agriculture Organic Approval	The AMA quality label ensures independent controls and stands for conventionally produced foods that meet exceptional quality criteria and whose origin is traceable.	
BRA_MILJOVAL_LABEL_SWEDISH	Bra Miljöval Bra Miljöval	Bra Miljöval Bra Miljöval is the ecolabel of SSNC. It is referred to as "Good Environmental Choice" in English. SSNC started ecolabelling.	
CERTIFIED_ORGANIC_BAYSTATE_ORGANIC_CERTIFIERS	Certified Organic Baystate Organic Certifiers	Baystate Organic Certifiers is a USDA National Organic Program accredited certifying agent certifying farm and processing operations throughout the continental United States.	
EUROPEAN_V_LABEL_VEGAN	V Label Vegan	<p>The V-label is an internationally approved and protected brand to identify vegetarian and vegan products. Owner of the trademark "V-Label" is the European Vegetarian Union (EVU), which coordinates the work of the various national Veggie organisations. Today the Vegetarier-Bund Deutschlands e.V. (VEBU) is the biggest body representing the interests of vegetarians and vegans in Germany and the VEBU awards the certification of the two existing Versions of the V-Label. It support consumer decision buying Food without studying the list of ingredients.</p> <p>Vegan food products are not of animal origin and don't have</p> <ul style="list-style-type: none"> <li>- Ingredients (including additives, excipients, flavourings and enzymes) of animal origin or</li> <li>- Processing aids or</li> <li>- Non-food additives, used in the same manner as Processing aids of animal origin.</li> </ul>	

FAIRTRADE_VANILLA	Fairtrade Sourced Ingredient Vanilla	<p>These white Marks indicate that the ingredient named on the tab has been sourced as Fairtrade, such as Fairtrade Vanilla used in tea. (This is different from the black FAIRTRADE Mark, which signifies that all the ingredients that are available as Fairtrade are Fairtrade certified).</p>	
FLEURS_DE_FRANCE	Fleurs de France	<p>The French agricultural organizations have created a common visual identity in order to highlight the French origin of agricultural products in this case flowers: the signatures "Agricultural Products of France".</p> <p>Remarkable to their elegant silhouette in a tricolor pentagon that is available for each family of products, these signatures reflect the commitment of the professionals of the sectors to value the know-how, the territories and the French jobs.</p> <p>Covering a variety of productions, these signatures all have a common basis, which consists of four criteria:</p> <p>Origin France of the products concerned,        The existence of specifications or regulations governing the use of the logo,        A formal commitment from the operators of the sectors concerned wishing to use these logos,        Controls performed by a third party.</p>	
GAP_1	Global Animal Partnership (G.A.P.) 1	<p>Animal Welfare Certified - Base Certification: Base certification is our minimum G.A.P. animal welfare certification level. This means that all of the farms and/or ranches raising the animal have met over 100+ animal welfare standards including more space to move around, and no cages or crates that would confine them. When you see our G.A.P. Animal Welfare Certified label, it means that the animals were raised without antibiotics and no added hormones, and were also fed a vegetarian diet with no animal by-products.</p>	
HALAL_PLUS	Halal Plus	<p>The standard HALAL PLUS is high-quality Halal, certified by the Foundation Halal Correct and biologically certified by SKAL.</p>	

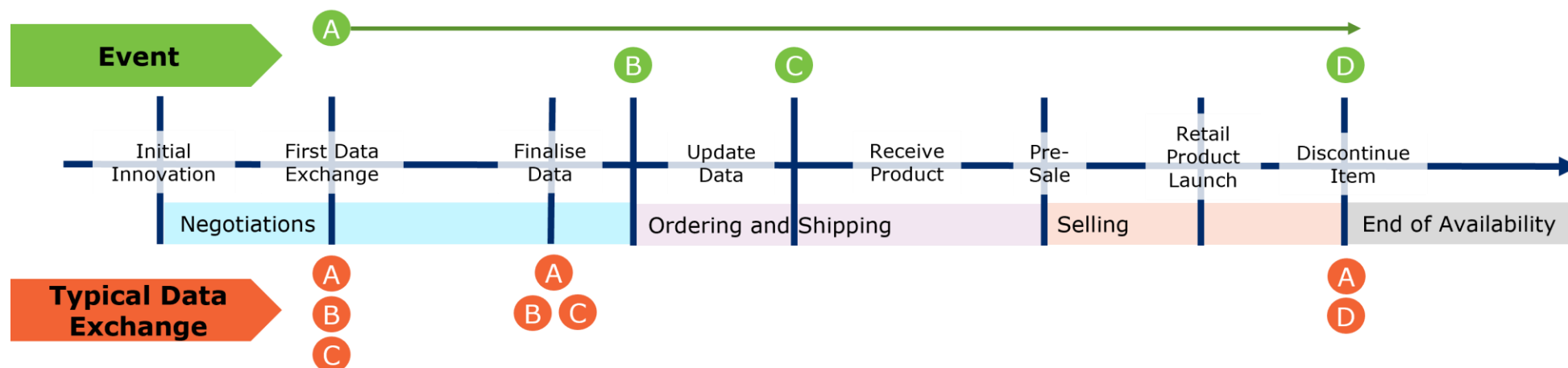
NEW_ZEALAND_SUSTAINABLE_WINEGROWING	New Zealand Sustainable Winegrowing	<p>Certification: Accredited NZ Sustainable Wine. National. Relies on *self reporting and on peer pressure as wineries are given feedback on their results compared to industry averages. Strong on energy use (key benchmarking indicator), modern wineries. The goal and the work to reach it are third-party audited. However, this goal is individually set and is not communicated on the bottle.</p> <p><a href="https://www.nzwine.com/en/sustainability/">https://www.nzwine.com/en/sustainability/</a></p>	
SALMON_SAFE_CERTIFICATION	Salmon Safe Certification	<p>Salmon-Safe offers a series of peer-reviewed certification and accreditation programs linking site development land management practices with the protection of agricultural and urban watersheds.</p>	
SWISSMILK_GREEN	Swissmilk Green	<p>A standard for the natural and sustainable production of Swiss milk. With "swissmilk green", one thing is certain: this milk and dairy products have been produced to the highest standards.</p>	

## 14 Product Life Cycle

This group of attributes may also be described as the "Date/Time" attributes. They describe dates/times associated with product life cycle events from initial development of a product through ordering and shipping, retail sales and eventual discontinuation and end of availability. These attributes allow trading partners (sellers and buyers) to communicate and coordinate the timing of commerce.

## 14.1 Product Life Cycle Attributes – Timeline Example

This diagram provides a high-level example showing how the exchange of product date/time attributes correlate to product life cycle events leading to (and after) product availability for consumer purchase. Actual life cycle processes and time spans will vary by product, country and customer requirements.



	Attribute Name	Notes
<b>A</b>	Product Information Effective Date/Time	This date will be provided each time any new/changed data is communicated to the buyer. This date refers to the validity of the data set describing a product and not to an activity related to the physical movement of a product.
<b>B</b>	First Order Date/Time	Seller is first able to process orders for the product.
<b>C</b>	First Ship Date/Time	Seller is first able to start shipping the product.
<b>D</b>	End Availability Date/Time	Product is no longer available for ordering. This may be known earlier for seasonal items. It may not be known for day-to-day products.

## 14.2 Product Life Cycle – Business Process Notes

BMS ID	ADB Name	ADB Business Definition	Business Process Notes
144	Product Information Effective Date/Time	The date/time when the product information becomes effective.	<p>This attribute is included each time the product data is exchanged. This date may change during the course of the product cycle as new information becomes available. The date is always the current or future date.</p> <p>Recipients may note that this date could vary for different sellers of the same product.</p>
1002	End Availability Date/Time	The date/time when the product is no longer available for order from the seller.	<p>A seller may provide different dates to buyers. For the buyer, the date is specific to the product and the seller.</p> <p>For buyers, this date may vary from different sellers of the same product and may be dependent on the relationship between trading partners. For example, there could be different values from multiple sellers for the same product to a specific buyer.</p>
1007	First Order Date/Time	The earliest date/time an order will be processed for the product.	<p>A seller may provide different dates to buyers. For the buyer, the date is specific to the product and the seller.</p> <p>For buyers, this date may vary from different sellers of the same product and may be dependent on the relationship between trading partners. For example, there could be different values from multiple sellers for the same product to a specific buyer.</p>
1025	First Ship Date/Time	The date/time the product is first available to ship from the seller or the service is available.	<p>A seller may provide different dates to buyers. For the buyer, the date is specific to the product and the seller.</p> <p>For buyers, this date may vary from different sellers of the same product and may be dependent on the relationship between trading partners. For example, there could be different values from multiple sellers for the same product to a specific buyer.</p>



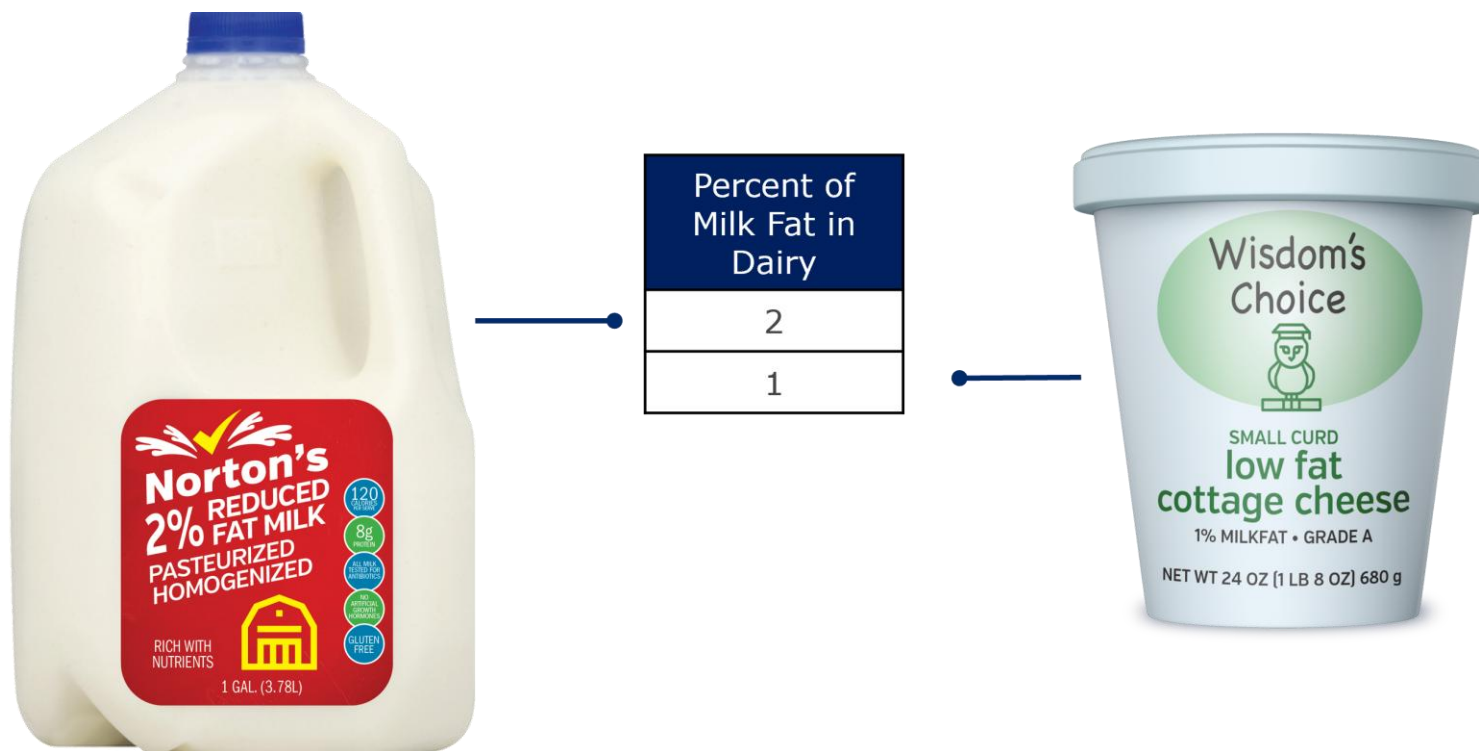
## **15 Category Specific Attributes**

This grouping includes a variety of attributes that are specific to product categories or sub-categories within the GDM.

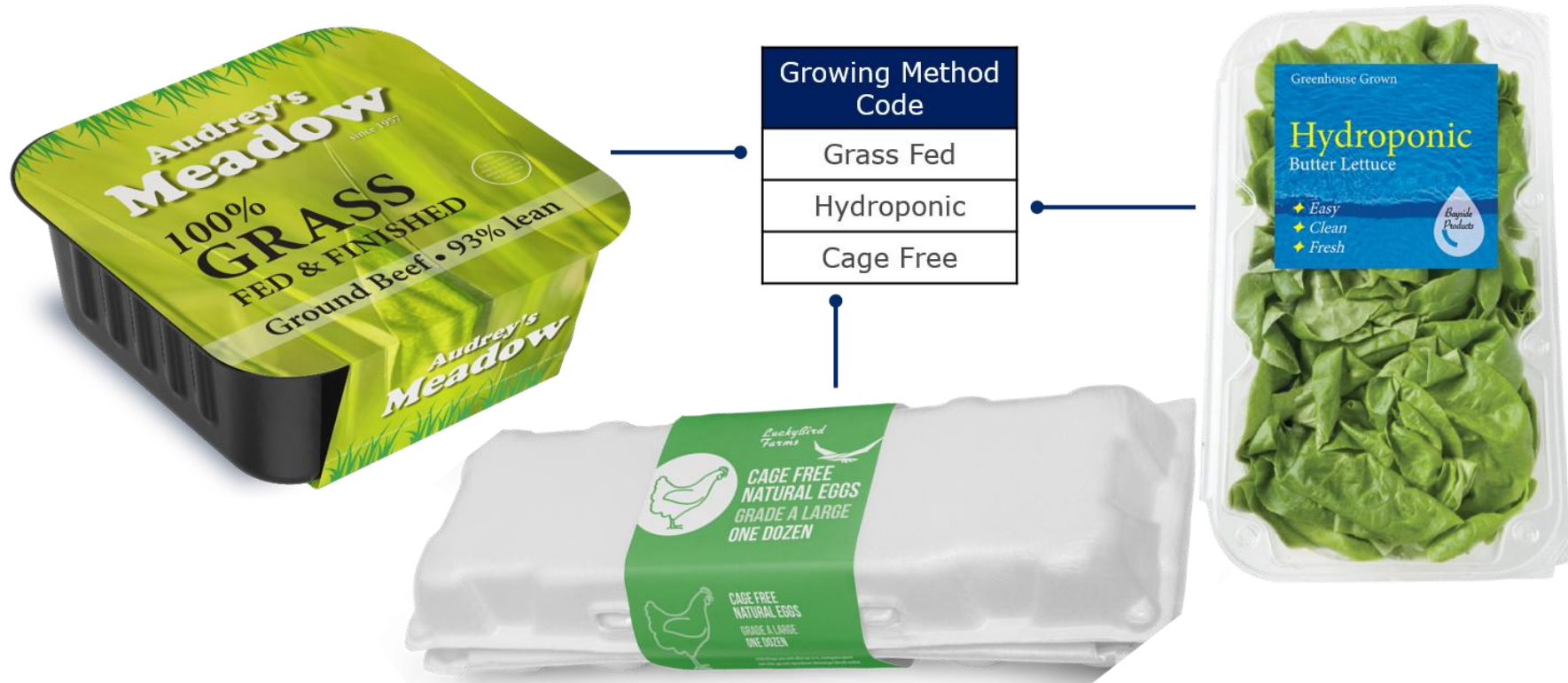
### **15.1 Food**

This section includes attributes that relate to the processing and growing methods of a wide range of food products.

### 15.1.1 Percent of Milk Fat in Dairy Examples



### 15.1.2 Growing Method Code Examples




### 15.1.3 Food Attributes – Business Process Notes

BMS ID	ADB Name	ADB Business Definition	Business Process Notes
879	Percent of Milk Fat In Dairy	The percentage of milk fat contained in the milk portion of the dairy product.	[no additional notes]
1259	Growing Method Code	The code indicating how the product has been grown, cultivated, reared and/or raised.	[no additional notes]

## 15.2 Fish

This group of attributes is required by EU regulations to describe how and where fish and seafood are caught and stored.

### 15.2.1 Fish Attributes Example

Vacuum Packed - Hand Caught <b>FRESH</b> (Never Frozen) Skinless <b>YELLOWFIN TUNA LOIN</b> (Thunnus albacares)		
Imported by <i>Worldwide Fisheries</i> 		
Number of pieces: <b>05</b>	Net Weight: <b>15.50</b> kg	Lot No: 1615087 Packing Date: 14 Dec 2020 Use by Date: 27 Dec 2020
Caught in the Western Indian Ocean using pole-lines only.		
THIS PRODUCT IS 100% FREE OF ADDITIVES. NO CO TREATMENT HAS BEEN USED AND ALL SHIPMENTS ARE THOROUGHLY TESTED FOR THE PRESENCE OF HISTAMINE.		
<b>Fresh Product to be stored between 0° &amp; +2° C.          Should be cooked before Use by Date.</b>		

Attribute	Attribute/Code Value	Code Name
<i>Fish Scientific Name</i>	Thunnus albacares	
<i>Fishing Gear Code</i>	09	Hooks and Lines
<i>Fish Production Method Code</i>	MARINE_FISHERY	Marine Fishery
<i>Fish Storage State Code</i>	NOT_PREVIOUSLY_FROZEN	Not Previously Frozen
<i>Catch Area Code</i>	51	Indian Ocean, Western

## 15.2.2 Fish Attributes – Business Process Notes

The attributes *Fishing Gear Code* (BMS ID 914), *Fish Production Method Code* (BMS ID 915), *Fish Storage State Code* (BMS ID 916) and *Catch Area Code* (BMS ID 6147) may be repeated for the same fish identified by *Fish Scientific Name* (BMS ID 912) when multiple sets of information are needed to describe the fish within a product. In cases where a product consists of multiple types of fish, the entire grouping of attributes (including *Fish Scientific Name*) may be repeated. The attributes *Fishing Gear Code* (BMS ID 914) and *Catch Area Code* (BMS ID 6147) may be repeated within the fish catch information when multiple values apply for one catch.

BMS ID	ADB Name	ADB Business Definition	Business Process Notes
912	Fish Scientific Name	The scientific name of fish and seafood products.	The Latin name is required per regulation for retail sale in the European region. The EU Regulation 1379/2013 recommends the use of scientific names in accordance with the Fish Base Information System or the ASFIS database of the Food and Agriculture Organization (FAO).
914	Fishing Gear Code	The code indicating what type of fishing gear was used to catch fish and seafood.	The first nine codes (01 through 09) provide general groups of gear types. These are frequently sufficient, rather than using the more detailed codes. In Europe, codes 01 – 09 are used to provide mandatory information on the category of fishing gear (e.g., 02 for Seine Nets) while all other codes are only used to provide voluntary additional information (e.g., SB for Beach seines or SSC for Scottish seines).
915	Fish Production Method Code	The code indicating how the fish and seafood were grown and harvested or caught.	[no additional notes]
916	Fish Storage State Code	The code indicating whether the fish was previously frozen or not.	[no additional notes]
6147	Catch Area Code	The code indicating the fishing area in which the fish/seafood or the fish/seafood in the product was caught or farmed.	[no additional notes]

### **15.3 Fresh Fruits and Vegetables**

This section contains the attributes that designate genus and species for fresh fruits and vegetables (and potentially other products), as well as an attribute pertaining to fruit juice.



### 15.3.1 Genus and Species Attributes Example – Apples and Peppers

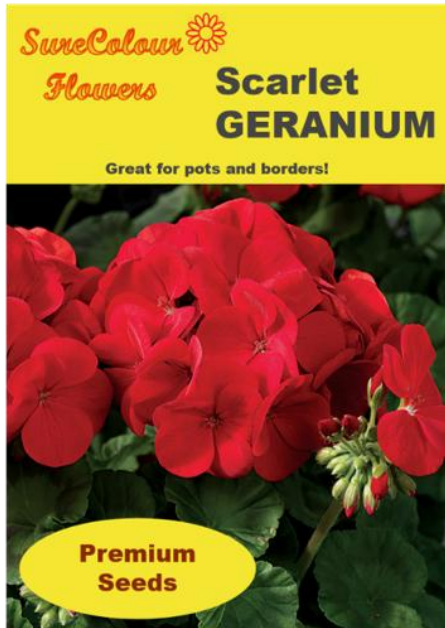
In these examples, the two varieties of apples are of the same *Genus* and *Species*, and the four varieties of peppers (packaged together) are of the same *Genus* and *Species*.



Product Description	Genus	Species
Fresh Orchards Brand Organic Gala Apples 48 OZ (3 LB) 1,36kg bag	Malus	domestica
Fresh Orchards Brand Granny Smith Apples 48 OZ (3 LB) 1,36kg bag	Malus	domestica
PepperBest brand 4 Sweet Mixed Peppers	Capsicum	annuum



### 15.3.2 Genus and Species Attributes Example – Flower Seeds

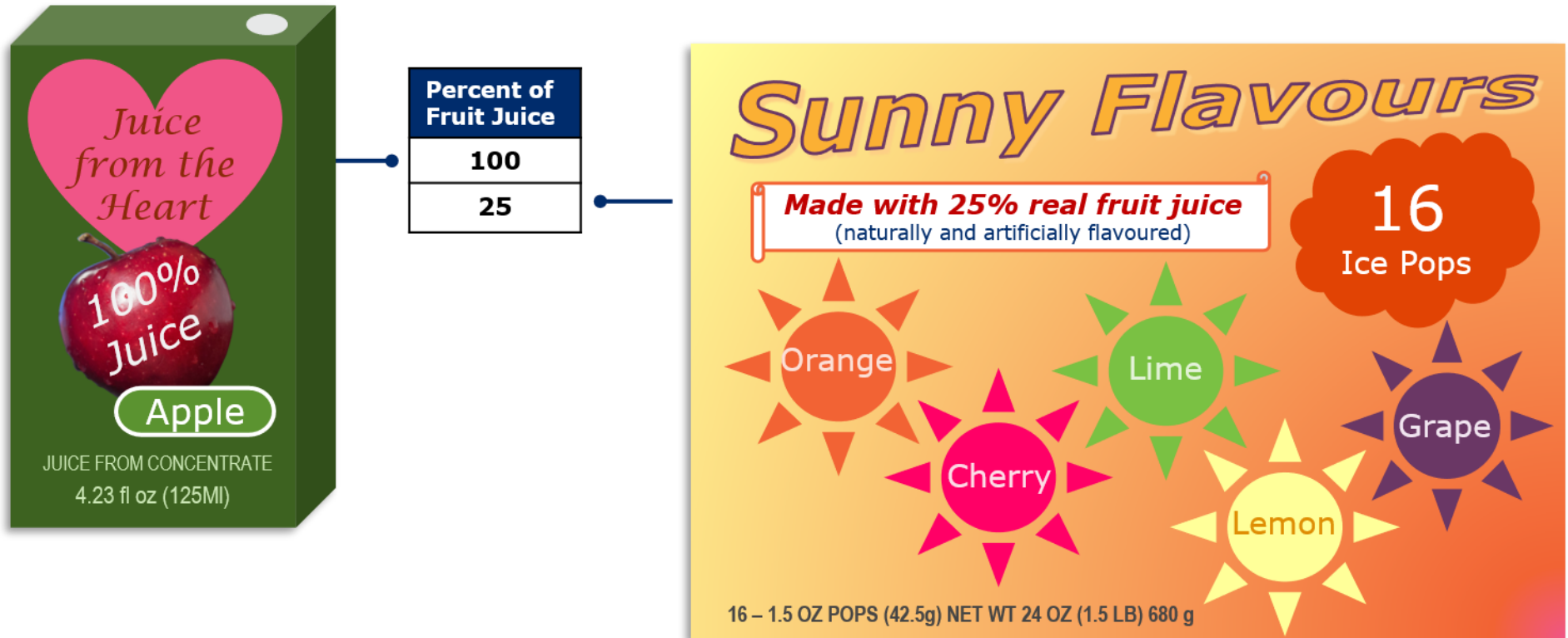


In these examples, the two types of geranium flowers are of the same *Genus* but different *Species*.

Product Description	Genus	Species
SureColour Flowers Scarlet Geranium Premium Seeds packet	Pelargonium	inquinans
SureColour Flowers South African Geranium Rare Seeds Collection packet	Pelargonium	sidoides



### 15.3.3 Percent of Fruit Juice Example



### 15.3.4 Fresh Fruits and Vegetables Attributes – Business Process Notes

BMS ID	ADB Name	ADB Business Definition	Business Process Notes
1270	Percent of Fruit Juice	The percentage of fruit juice contained in the product.	[no additional notes]
2145	Genus	The scientific name of a category of biological classification immediately above the Species.	[no additional notes]
2147	Species	The scientific name of a category of biological classification below the Genus.	If the species exists for a specific <i>Genus</i> , then the <i>Species</i> attribute is mandatory. Variety (e.g., Gala apple vs Granny Smith apple) is a classification below Species and is not included in this attribute.

## 15.4 Pet Food

This group of attributes is used to communicate product information relating to ingredients, nutrients (analytical constituents), additives and feeding instructions for pet food and other animal feed. The values needed for many of these attributes may be dictated by local or regional regulations. It is recommended to refer to local/regional market regulations when developing this information and to your local MO for best practices.

### 15.4.1 Pet Food Nutrient Chart Example

Code values for the *Animal Nutrient Code* attribute are found in the GDSN code list *NutrientTypeCode*. These code values are primarily derived from the UN INFOODS tag names, which are frequently encoded in a way that makes direct mapping difficult. (In the example below, "Moisture" in the product analysis panel maps to the code value "WATER" and "Linoleic Acid" maps to "F18D2CN6".) It is recommended to search both the code names and definitions to help identify matching values.





Animal Nutrient Code (from GDD <i>NutrientTypeCode</i> code list)		Animal Nutrient Minimum Percentage	Animal Nutrient Maximum Percentage	Animal Nutrient Quantity*
Code Value	Code Name			
PRO-	Protein, Total; Method Of Determination Unknown Or Variable	42		
FAT-	Fat, Total (fat, unknown)	22		
FIBC	Fibre, Crude		2.5	
WATER	Water		10	
F18D2CN6	Fat (fatty acid cis,cis 18:2 n-6) [This is Linoleic Acid]	1.2		
VITE-	Vitamin E, Method Of Determination Unknown Or Variable; Expressed As Alpha- Tocopherol Equivalents			250 International Units per Kilogram (IU/kg)
FAN3	Omega 3 Acids (FA, n-3)	.4		
ENER-	Calories/Energy (energy; method of determination unknown or variable)			487 Kilocalorie





Microorganisms are defined in the **Microbiological Information** class (BMS ID 1396) in the GDD Food And Beverage module.

\*The attribute *Animal Nutrient Quantity* shall always be accompanied by a measurement unit code (e.g. "Kilogram", "Kilocalorie").

### 15.4.2 Pet Food Feeding Chart Example – Using Minimum/Maximum Weight of Animal Being Fed + Minimum/Maximum Feeding Amount

Each set of attributes is repeated for every unique combination of target age and weight range. In this example, the *Feeding Instructions* attribute is used to explain the increased feeding for kittens over 10 lbs.

**\*Note:** The attributes *Minimum/Maximum Weight of Animal Being Fed* and *Minimum/Maximum Feeding Amount* shall always be accompanied by their measurement unit codes.

RECOMMENDED DAILY FEEDING CHART			
KITTEN WEIGHT IN LBS.	CUPS PER DAY*		
	6 to 19 wks.	5 to 9 mos.	9 to 12 mos.
1 to 3 lbs. 	1/4 - 1/2	1/4 - 1/2	
4 to 6 lbs. 	1/2 - 1	1/2 - 3/4	1/4 - 1/2
7 to 10 lbs. 		3/4 - 1	1/2 - 3/4
OVER 10 lbs. 	+ 1/4 cup for each 2 lbs. over 10 lbs.		

Animal Feed Target Life Stage	Minimum Weight of Animal Being Fed*	Maximum Weight of Animal Being Fed*	Minimum Feeding Amount*	Maximum Feeding Amount*	Feeding Frequency
6 to 19 weeks	1 Pound	3 Pound	1/4 Cup	1/2 Cup	Daily
6 to 19 weeks	4 Pound	6 Pound	1/2 Cup	1 Cup	Daily
5 to 9 months	1 Pound	3 Pound	1/4 Cup	1/2 Cup	Daily
5 to 9 months	4 Pound	6 Pound	1/2 Cup	3/4 Cup	Daily
5 to 9 months	7 Pound	10 Pound	3/4 Cup	1 Cup	Daily
9 to 12 months	4 Pound	6 Pound	1/4 Cup	1/2 Cup	Daily
9 to 12 months	7 Pound	10 Pound	1/2 Cup	3/4	Daily

**Feeding Instructions:** For kittens over 10 pounds add 1/4 cup for each 2 pounds over 10 pounds.

### 15.4.3 Pet Food Feeding Chart Example – Using Maximum Weight of Animal Being Fed + Feeding Amount


Each set of attributes is repeated for every unique combination of target age and weight range. In this example, there is a recommendation for each of the 6 weight groups for ages 2, 4 and 6 months, but there are recommendations for only 5 weight groups at 9 months, 3 weight groups at 12 and 15 months, and 1 weight group at 18 months. Because only a top weight is given, only the *Maximum Weight of Animal Being Fed* is populated.

In this example, the *Feeding Instructions* attribute is used to explain the recommendation for adult dogs outside of the age and weight ranges specified in the chart.

**\*Note:** The attributes *Maximum Weight of Animal Being Fed* and *Feeding Amount* shall always be accompanied by their measurement unit codes.


## HAPPY PUP

kibble for puppies





### Feeding Recommendations



Age (in months)	Weight (up to)						Frequency of feeding per day
	5kg	10kg	20kg	30kg	40kg	50kg	
2	100g	155g	235g	315g	350g	380g	4
4	120g	195g	325g	440g	535g	600g	3
6	120g	200g	340g	460g	565g	655g	2
9	200g		335g	455g	565g	675g	2
12	<b>ADULT</b>			440g	555g	670g	2
15	<b>ADULT</b>			440g	545g	660g	2
18	<b>Recommend transition to Adult dog food</b>					645g	2

Animal Feed Target Life Stage	Maximum Weight of Animal Being Fed*	Feeding Amount*	Feeding Frequency
2 months	5 Kilogram	100 Gram	4 per day
2 months	10 Kilogram	155 Gram	4 per day
2 months	20 Kilogram	235 Gram	4 per day
2 months	30 Kilogram	315 Gram	4 per day
2 months	40 Kilogram	350 Gram	4 per day
2 months	50 Kilogram	380 Gram	4 per day
4 months	5 Kilogram	120 Gram	3 per day
4 months	10 Kilogram	195 Gram	3 per day
4 months	20 Kilogram	325 Gram	3 per day
4 months	30 Kilogram	440 Gram	3 per day
4 months	40 Kilogram	535 Gram	3 per day
4 months	50 Kilogram	600 Gram	3 per day
Continue repeating each set of attributes for each combination of target age and weight group...			
15 months	30 Kilogram	440 Gram	2 per day
15 months	40 Kilogram	545 Gram	2 per day
15 months	50 Kilogram	660 Gram	2 per day
18 months	50 Kilogram	645 Gram	2 per day
<b>Feeding Instructions:</b> For dogs outside of the age and weight ranges specified in the feeding table, we recommend transitioning to Adult dog food.			



## 15.4.4 Pet Food Attributes – Business Process Notes

### 15.4.4.1 Nutrients, Additives and Feed Type

BMS ID	ADB Name	ADB Business Definition	Business Process Notes
204	Animal Nutrient Code	The code that represents the nutrient or energy element that is found in the product.	This attribute is required if the manufacturer is providing nutrient information. Note that the majority of these codes are derived from the UN INFOODS tag names. Refer to the <a href="#">GS1 GDSN Navigator</a> to see the full list of codes; select the code list for technical code list name <i>NutrientTypeCode</i> .
205	Animal Nutrient Target Percentage	The amount of the nutrient or energy element contained in the product as a percentage of Feeding Amount.	<p>This information is gathered from a nutrient analysis of a product.</p> <p>Typically, an animal food label will include only one of the attributes <i>Animal Nutrient Target Percentage</i>, <i>Animal Nutrient Maximum Percentage</i>, <i>Animal Nutrient Minimum Percentage</i> or <i>Animal Nutrient Quantity</i>.</p>
206	Animal Nutrient Maximum Percentage	The highest amount of the nutrient or energy element that the product may contain as a percentage of Feeding Amount.	
207	Animal Nutrient Minimum Percentage	The lowest amount of the nutrient or energy element that the product may contain as a percentage of Feeding Amount.	
208	Animal Nutrient Quantity	The value, with its unit of measure, that indicates the amount of nutrient or energy element contained in the product as a defined quantity relative to Feeding Amount.	
386	Nutritional/Health Claim Description	The information provided by the seller about the product's nutritional/health claims.	In some markets, this is not to be used for marketing claims, but only for legal claims. If this is only for legal claims, then please refer to the <i>Marketing Message</i> attribute for any marketing claims.
388	Pet Food or Animal Feed Type Code	The code that indicates the type of pet food or animal feed given to wild or domestic animals in the course of animal husbandry.	In the EU, the information related to this code will be found on the package label.

BMS ID	ADB Name	ADB Business Definition	Business Process Notes
389	Animal Feed Designed For Code	The code that describes the type of animal this feed/animal food is designed to be consumed by.	This attribute may be repeated if the product is appropriate for multiple animals.
5907	Feed Additive Statement	The list of additives used in animal nutrition for purposes of improving the quality of feed and the quality of food from animal origin, or to improve the animals' performance and health.	This statement is exactly as printed on the label.
5909	Feed Analytical Constituents Statement	The list of the analytical constituents or guaranteed analysis of the feed, based on the nutrient analysis of the finished product, as governed by local rules and regulations.	This statement is exactly as printed on the label.
5911	Feed Composition Statement	The list of the animal feed composition data, based on the ingredients contained in the feed, as governed by local rules and regulations.	This statement is exactly as printed on the label.

#### 15.4.4.2 Feeding Table and Instructions

These attributes (BMS IDs 399, 401, 403, 416, 420, 422 and 424) provide a structured method for communicating feeding instructions displayed as a table on the product packaging (label). However, if the feeding instructions cannot be described via the structured attributes, this information should be provided in the *Feeding Instructions* attribute (BMS ID 5913), which is a free text field. In addition, an image of the feeding table may be provided in the *Product Image URL* attribute (BMS ID 3000).

BMS ID	ADB Name	ADB Business Definition	Business Process Notes
399	Animal Feed Target Life Stage	The description of the intended life stage of the animal that will consume the feed/animal food.	This may be a general term for an animal's life stage (e.g. "kitten", "senior") or in terms of time (e.g. "6-9 months", "7+ years"). This value is frequently shown in feeding tables along with weights, feeding amounts and frequency.



BMS ID	ADB Name	ADB Business Definition	Business Process Notes
			<p><i>Animal Feed Target Life Stage</i> may be repeated for each life stage in the pet food feeding chart. For each iteration, the following associated attributes may also be repeated: BMS IDs 401, 403, 416, 420, 422, 424.</p>
401	Maximum Weight Of Animal Being Fed	The highest weight of the animal intended to be fed the product as defined by the manufacturer.	If the target weight is not a range, refer to the <a href="#">GS1 Trade Item Implementation Guide</a> section on "Min Max Values".
403	Minimum Weight Of Animal Being Fed	The lowest weight of the animal intended to be fed the product as defined by the manufacturer.	If the target weight is not a range, refer to the <a href="#">GS1 Trade Item Implementation Guide</a> section on "Min Max Values"
416	Feeding Amount	The amount of feed (with its unit of measure) that is specified on the product label. This may be associated with the feed life-stage and qualified by the weight of the animal being fed.	If this value is specified, do not use the <i>Maximum/Minimum Feeding Amount</i> attributes.
420	Maximum Feeding Amount	The largest amount of product (with its unit of measure) specified for the animal being fed as defined by the manufacturer.	If the feeding amount is not stated as a range, use the <i>Feeding Amount</i> attribute.
422	Minimum Feeding Amount	The least amount of product (with its unit of measure) specified for the animal being fed as defined by the manufacturer.	If the feeding amount is not stated as a range, use the <i>Feeding Amount</i> attribute.
424	Feeding Frequency	The recommended frequency to feed an animal the quantity of feed within a time period for the specified feed life-stage.	The <i>Feeding Frequency</i> may be different for animals of different weight, ages or life stages.
5913	Feeding Instructions	The representation of the label describing the amounts and how often the animal should be fed the product as defined by the seller.	This attribute is used to describe feeding information that is too complex to be described using the structured representation. (See the examples of the Kitten and Puppy Feeding Charts, above.) If no structured information is supplied, you may use a general statement such as "Your animal's needs for food will vary according to age, weight, breed, sex and activity level."

BMS ID	ADB Name	ADB Business Definition	Business Process Notes
			In cases where the feeding table is complex, best practice is to include an image in the <i>Product Image URL</i> (BMS ID 3000) attribute.

## 15.5 Alcoholic Beverages

This section includes attributes specifically related to alcoholic beverages.

### 15.5.1 Alcoholic Beverages Attributes Example



Vintage
1978

Alcohol Percentage
40
12.5



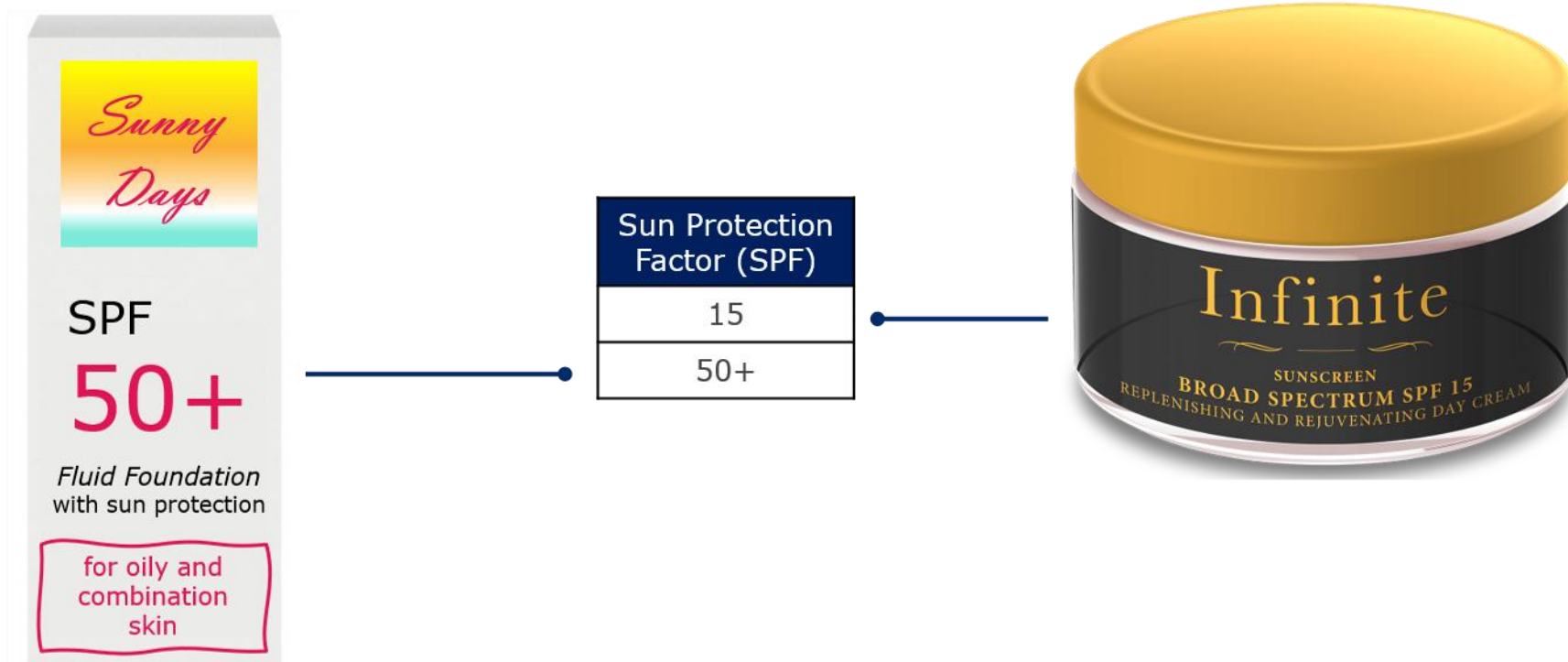
## 15.5.2 Alcoholic Beverages Attributes – Business Process Notes

BMS ID	ADB Name	ADB Business Definition	Business Process Notes
352	Alcohol Percentage	The percentage of alcohol by volume contained in the product.	<p>For consumer packs that contain a mix of products with different alcohol percentage, this attribute shall be populated with the highest value.</p> <p>This should be any number from 0.00 to less than 100. For example, in the instance of 10%, provide 10 and not 0.10. There could be values less than 1% (e.g. alcohol free beer).</p> <p>According to EU regulation, <i>Alcohol Percentage</i> must be specified for all products at or above 1.2% alcohol by volume.</p> <p>There are specific GPC bricks available for classifying free-from alcohol products.</p>
357	Vintage	The year in which the majority of ingredients are harvested and/or the alcoholic beverage is produced. This definition may be determined by local regulations.	<p>For expression of vintage year, a year would be expressed as 4 digits. The vintage may or may not be marked on the package.</p>

## 15.6 Beauty and Personal Care

This section includes the attribute that describes the Sun Protection Factor (SPF) value of beauty and personal care products.

### 15.6.1 Sun Protection Factor (SFP) Attribute Example





### 15.6.2 Beauty and Personal Care Attributes – Business Process Notes

BMS ID	ADB Name	ADB Business Definition	Business Process Notes
273	Sun Protection Factor (SPF)	The rating of how well a product will protect the skin from UV rays.	In some areas, this could be required subject to local regulation. For example, in EU countries, the values are restricted by regulation.

## 16 Glossary of Terms and Abbreviations

Additional terms can be found in the GS1 Glossary [[www.gs1.org/glossary](http://www.gs1.org/glossary)].

Term/Abbreviation	Definition
ADB	GS1 Attribute Definitions for Business
AIG	GS1 Global Data Model Attribute Implementation Guideline
BMS ID	GS1 Business Message Standard Identifier
case	A logistic unit (e.g. a box) that usually contains a product or packs
data pool	A repository of data where trading partners can obtain, maintain, validate and exchange information on items and parties in a standard format through electronic means
each	Often used to refer to the consumer unit (i.e. the item that the consumer purchases)
GDM	GS1 Global Data Model
GDSN	GS1 Global Data Synchronisation Network
GLN	Global Location Number
GPC	GS1 Global Product Classification
GS1 GO	GS1 Global Office
GS1 MO	GS1 Member Organisation
GSMP	GS1 Global Standards Management Process
GTIN	Global Trade Item Number
item	A generic term often used to refer to the physical object of a logistic packaging hierarchy for the product (e.g., trade item)

Term/Abbreviation	Definition
logistic unit	An item of any composition established for transport and/or storage that needs to be managed through the supply chain
pack	A unit hierarchically between the each and the case. This may be a consumer unit (e.g. carton of cigarettes) and/or a logistic unit (e.g. box of cans)
pallet	A logistic unit that is usually a collection of cases on a wooden platform
product	Usually referring to the consumer unit
solution provider	An organisation that implements systems for end users that are based upon or implement the GS1 system of standards
target market	A geographical area (usually a country or region) where a product or service is intended to be sold
TIIG	Trade Item Implementation Guideline
unit	A generic term often used to refer to the item in a business activity, sometimes prefixed with the business purpose (e.g. consumer unit, logistic unit, selling unit)

## 17 References and Links

- **GS1 GDM standard** documentation, including links to the latest version of the **GDM Standard Excel document**, **GDM training** and **GDM implementation tools**, is found on the Global Data Model web page [<https://www.gs1.org/standards/gs1-global-data-model>].
  - Links to GDM implementation tools (including this Guide) are found on the GDM Getting Prepared sub-page [<https://www.gs1.org/standards/gs1-global-data-model/getting-prepared>].
- **GS1 GDM Navigator** – Access and search all layers of the Global Data Model; access and compare ratified local data models; search attributes by GPC brick mapping, grouping, sub-category and region/country: <https://navigator.gs1.org/gdm?version=1>
- **GS1 GDSN Navigator** – Access and search the GDSN for Classes, Attributes, Code Lists, Code Values, AVPs, Extended Attributes and Validation Rules: <https://navigator.gs1.org/gdsn?version=1>

- **GS1 GDSN standards** documentation, including links to **implementation guidelines** and the **local code list** repository, are found on the GDSN web page [<https://www.gs1.org/standards/gdsn>].
  - Some of the implementation guidelines found here include:
    - Trade Item Implementation Guideline (TIIG)
    - Package and Product Measurement Standard
    - Product Image Specification
    - GS1 Fisheries & Aquaculture Master Data Attribute Implementation Guideline
  - Selecting the link to the latest GDSN maintenance release reaches a web page that contains a wide range of documents, including:
    - GDSN Attributes with BMS ID and XPath
    - GDSN Code List Document
    - Packaging Label Guide
- **GS1 General Specifications** – <https://www.gs1.org/standards/barcodes-epcrid-id-keys/gs1-general-specifications>
- **GS1 GPC web page** – <https://www.gs1.org/standards/gpc>
- **GS1 GLN Allocation Rules Standard** – <https://www.gs1.org/standards/gs1-gln-allocation-rules-standard/current-standard>
- **GS1 GTIN Management Standard** – <https://www.gs1.org/1/gtinrules/en/>
- **GS1 Style Guide** – <https://www.gs1.org/standards/gs1-style-guide/current-standard>
- **GS1 Member Organisation** contact information – <https://www.gs1.org/contact>
- **Verified by GS1** – <https://www.gs1.org/services/verified-by-gs1>